



CHRISTMAS CATALOGUE

2013/2014





*Product on page 10



*Product on page 76



*Product on page 30




*Product on page 20





*Product on page 85



*Product on page 97



*Product on page 65



*Product on page 22



*Product on page 28



*Product on page 104




*Product on page 81





*Product on page 143



*Product on page 139

About the Adam Decolight



Within its 14 years of operation, Adam Decolight has grown and become the leading Christmas decoration and light decoration manufacturer in Northern Europe (including Baltic countries).

The product development and manufacturing units are situated in Estonia, which is why we have the best background knowledge of the Nordic decoration traditions and know which are the best quality materials for local climate.



14 tegevusaastaga on Adam Decolight kasvanud juhtivaks jõulu ja valgusdekoratsioonide tootjaks Põhja Euroopas. Tootearendus ning tootmine asuvad Eestis, mistõttu oskame parimal moel arvestada põhjamaiste dekoreerimis traditsioonidega ja kasutada tootmis protsessis kvaliteetseid kohalikesse ilmastikuoludesse sobivaid materjale. Kasutades meie toodangut ei pea te muretsema nende töökindluse üle ka kõige keerulisemate ilmastikuolude korral. Pakume Teile professionaalseid teravilakandusi ideest teostuseni, regiooni suurimat tootevalikut, paindlikust ning suutlikust soovitud tooteid kiiresti ja kvaliteetselt valmistada ka eritellimusena.



14 gadu laikā Adam Decolight ir strauji augusi, un ir kļuvusi par vadošo Ziemassvētku noformējumu un dekoru ražotāju Ziemeļeiropā. Dekoru izstrādes un ražošanas uzņēmums atrodas Igaunijā. Pateicoties tam, mēs labi pārzinam Ziemeļvalstu tradīcijas un arī zinām, kuri materiāli ir vislabāk piemēroti vietējiem klimatiskajiem apstākļiem. Kad jūs lietojat mūsu produktus, jums var būt pilna pārliecība par viņu izturību pat vissarežģītākajos laika apstākļos. Piedāvājam profesionālu risinājumu no idejas līdz izpildei, lielāko produkcijas klāstu reģionā, elastību un spēju ātri saražot izvēlēto produktu pat pēc speciāla pasūtījuma.



Компания Adam Decolight в течении 14-летнего опыта работы стала ведущим производителем новогодних и световых декораций в Северной Европе. Разработка новой продукции и производственные мощности расположены в Эстонии, поэтому мы в наилучшей степени умеем учитывать традиции светового декора Северных стран и использовать в процессе производства устойчивые к местным погодным условиям высококачественные материалы. Используя нашу продукцию, Вам не придется беспокоиться о надежности ее работы даже при самых сложных погодных условиях. Мы предлагаем профессиональные комплексные решения от идеи до ее воплощения, крупнейший ассортимент в регионе, гибкость и возможность оперативно производить качественную продукцию по специальному заказу.

When you use our products, you can have full confidence in their durability even in the most difficult weather conditions.

We offer professional whole solutions from an idea to the execution, the biggest product line of the region, flexibility and the ability to promptly manufacture a product of choice even on special order.



14 toimintavuotensa kuluessa Adam Decolight on kasvanut Pohjois-Euroopan johtavaksi joulu- ja koristevalvovalmistajaksi. Tuotekehitys ja valmistus tapahtuu Virossa jonka vuoksi tunnemme pohjolan koristevaloperinteet sekä otamme huomioon parhaat materiaalit paikalliseen ilmastoon. Kun käytätte tuotteitamme voitte luottaa niiden kestävyyyteen vaikeissakin sääolosuhteissa. Tarjoamme ammattimaisia kokonaisratkaisuja suunnitelmasta toteutukseen, alueen laajinta tuotevalikoimaa, joustavuutta ja kykyä täsmälliseen tuotevalmistukseen jopa erikoistilauksesta.



Per 14 veiklos metų, Adam Decolight sukaupe didelę patirtį šventinės puošybos srityje ir tapo bene didžiausia kalėdinių šviesos dekoracijų gamintoja Šiaurės Europoje. Pagrindinis mūsų produktų kūrimo ir gamybos centras įsikūręs Estijoje, todėl puikiai išmanome Šiaurės bei Baltijos šalių puošybos tradicijas bei žinome, kokie produktai ir medžiagos geriausiai tinka naudoti vietinio klimato sąlygomis. Galite būti tikri mūsų šventinės puošybos produktų kokybe bei jų patvarumu net ir sudėtingomis oro sąlygomis. Jums siūlome profesionalius šventinio papuošimo sprendimus nuo idėjos iki galutinio įgyvendinimo, plačiausią produktų asortimentą mūsų regione, lankstumą bei gebėjimą operatyviai pagaminti Jūsų pageidaujamus produktus net ir pagal specialius užsakymus.



Efter 14 års verksamhet har Adam Decolight utvecklats till den ledande tillverkaren i norra Europa av professionella juldekorationer och ljusdekorationer. Produktutveckling och tillverkning sker i Estland, vilket gett oss så bra kunskap om de nordiska dekorationstraditionerna och även kunskap om vilket material och lösningar som har den bästa kvaliteten för klimatet. När Ni använder våra produkter kan Ni ha fullt förtroende för dess hållbarhet även i de mest svåra väderförhållanden. Vi erbjuder professionella helhetslösningar från idé till genomförande, med den största produktlinjen i regionen. Vi har dessutom flexibiliteten och förmåga att snabbt tillverka en produkt enligt Era önskemål för en unik lösning.

Table of Content



10-59 STREET DECORATIONS

Tānavadekoratsioonid – Katukoristevalot - Ielas dekorācijas - Gatvių papuošimai - Уличные декорации – Gatudekorationer

60-63 CHRISTMAS TREE DECORATIONS

Kuusedekoratsioonid - Kuusen koristevalot - Ziemassvētku eglės dekorācijas - Kalēdīnių eglių papuošimai - Елочные декорации – Julgransdekoration

64-91 3D-DECORATIONS

3D dekoratsioonid - 3D koristevalot - 3D dekorācijas - Tūriniai 3D papuošimai - 3D объемные декорации - 3D-dekorationer

92-95 SNOWFALL

Snowfall – Lumisadekoristevalot – Snowfall - Dekoracijos Snowfall - Snowfall – Snowfall

96-107 CURTAIN- AND NETLIGHTS

Valguskardinad ja valgusvõrgud - Valoverhot ja valoverkot - Gaismas aizkari un gaismas tīkli - Šviesos užuolaidos ir šviesos tinklai - Световой занавес и световые сетки - Ljusgardin och Ljusnät

108-123 OUTDOOR LIGHTS

Vālistuled – Ulkokoristevalot - Ārtelpu gaismas - Lauko girliandos - Наружные световые гирлянды – Utomhusbelysning

124-127 ROPELIGHT

Valguskaabel – Valoletkukoristevalot - Gaismas kabelis - Šviesos kabelis - Световой кабель – Ljuskaabel

128-131 ACCESSORIES

Lisatarvikud – Lisätarvikkeet – Piederumi - Papildomas medžiagos - Дополнительные аксессуары - Tillbehör

132-141 ARTIFICIAL CHRISTMAS TREES AND GARLANDS

Kuused, vanikud ja pärjad - Keinokuusi- ja köynnökset - Mākslīgās ziemassvētku eglės un virtenes - Dirbtinės Kalėdų eglės ir girliandos - Ели, гирлянды и венки - Granar och Girlanger/Kransar

142-143 GATES

Vāravad – Köynnösportit – Vārti – Varteliat – Bopota – Portaler

144-147 DMX LED CURTAINLIGHT

DMX LED tooted - DMX LED tuotteet - DMX LED produkti - DMX LED gaminiai - DMX Светодиодная продукция - DMX LED-Produktter

148-149 LED SCREENS

LED ekraanid - LED näyttö - LED ekrāni - LED ekranai - Светодиодные Экраны - LED Skärmar

150-155 ARCHITECTURAL LIGHTING

Arhitektuuri valgustus - Arkkitehtooninen valaistus - Fasādes izgaismošana - Architektūrinis apšvietimas - Освещение фасадов - Arkitekturall belysning





3D


EDEN I50

36309.01

*  X6

 340 x 350 x 350 cm

 230V 288W

 63,0 kg

.....
36309.02

*  X6




EDEN I40

36309.01S

* 

 170 x 350 cm

 230V 48W

 10,5 kg

.....
36309.02S

* 







 



3D

EDEN 100

36308.01 *  X5

-  250 x 250 x 250 cm
-  230V 160W
-  37,0 kg
-   

36308.02 *  X5







-   



3D

EDEN 70

36306.01 *  X4

-  70 x 100 x 100 cm
-  230V 32W
-  6,5 kg
-   

36306.02 *  X4

-   

Symbol Definition:

-  In a Frame
-  Frame - Left Side
-  Frame - On Top
-  Frame - On Top and One Side
-  Frame - In the Middle
-  Without Frame





NEVA 400

36066.11



- 400 x 230 cm
- 230V 160W
- 22,0 kg
-
-

36066.21



-
-

36066.22



-
-



NEVA 150

36067.11



- 150 x 230 cm
- 230V 112W
- 16,0 kg
-
-

36067.21



-
-

36067.22



-
-



CRYSTAL 280

36142.11



- 280 x 140 cm
- 230V 92W
- 14,0 kg
-
-




CRYSTAL 300

36144.11



- 300 x 140 cm
- 230V 124W
- 19,0 kg
-
-



CRYSTAL 150

36139.11



- 150 x 140 cm
- 230V 64W
- 10,0 kg
-
-

36142.22



-
-

36144.22



-
-

36139.22



-
-

Symbol Definition:



In a Frame



Frame - Left Side



Frame - On Top



Frame - On Top and One Side



Frame - In the Middle



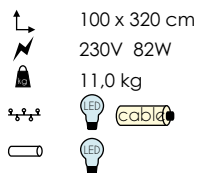
Without Frame



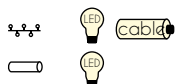


JANUARY 430

36153.11

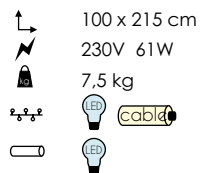


36153.22

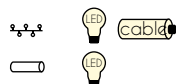


JANUARY 320

36154.11

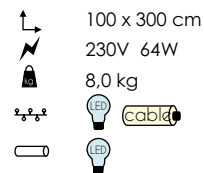


36154.22




FROST FLOWER 300

36152.11



36152.22





AMARYLLIS 500

36117.11



- 100 x 500 cm
- 230V 160W
- 18,0 kg
- Cable
-

36117.22



- Cable
-

AMARYLLIS 100

36109.11



- 200 x 100 cm
- 230V 68W
- 6,0 kg
- Cable
-

36109.22



- Cable
-

Symbol Definition:

- In a Frame
- Frame - Left Side
- Frame - On Top
- Frame - On Top and One Side
- Frame - In the Middle
- Without Frame



VICTORIA 180

36127.11



36127.22



- 180 x 1200 cm
- 230V 310W
- 55,0 kg
- cable
-

- 180 x 1200 cm
- 230V 310W
- 55,0 kg
- cable
-



VICTORIA 70

36129.11



36129.22



- 120 x 1200 cm
- 230V 232W
- 27,0 kg
- cable
-

- 120 x 1200 cm
- 230V 232W
- 27,0 kg
- cable
-



VICTORIA 60

36128.01



36128.02



- 60 x 1200 cm
- 230V 200W
- 20,0 kg
-

- 60 x 1200 cm
- 230V 200W
- 20,0 kg
-



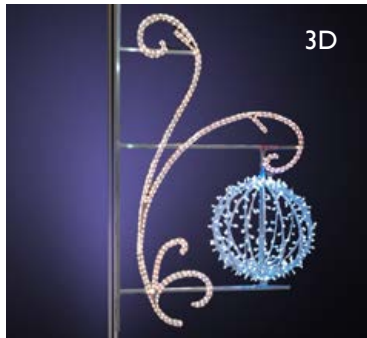
VICTORIA 110

36125.11



180 x 200 cm
 230V 54W
 9,5 kg

36125.22



NEVSKY 185

36149.11



185 x 120 cm
 230V 72W
 11,0 kg

36149.21



NEVSKY 100

36178.11



100 x 100 cm
 230V 44W
 7,0 kg

36178.22




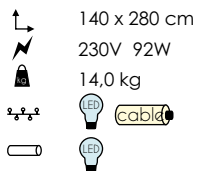
Symbol Definition:

- In a Frame
- Frame - Left Side
- Frame - On Top
- Frame - On Top and One Side
- Frame - In the Middle
- Without Frame




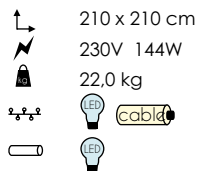
CRYSTAL 140

36138.11



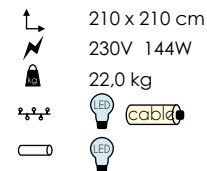
CRYSTAL 210

36136.11

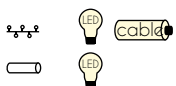


CRYSTAL 220

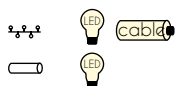
36134.11




36138.22



36136.22



36134.22





ELISABETH 800

36156.81



- 120 x 800 cm
- 230V 90W
- 35,0 kg
-
-

36156.92



-
-



ELISABETH 120

36157.81



- 310 x 120 cm
- 230V 82W
- 25,0 kg
-
-


36157.92



-
-

Symbol Definition:

- In a Frame
- Frame - Left Side
- Frame - On Top
- Frame - On Top and One Side
- Frame - In the Middle
- Without Frame



HEART 300

87800.51



- 280 x 300 cm
- 230V 32W
- 20,0 kg
-
-

87800.52



-
-



DROP 150

36206.51



- 140 x 80 x 80 cm
- 230V 56W
- 13 kg
-
-

36206.52



-
-



AIMEE 100

36203.51

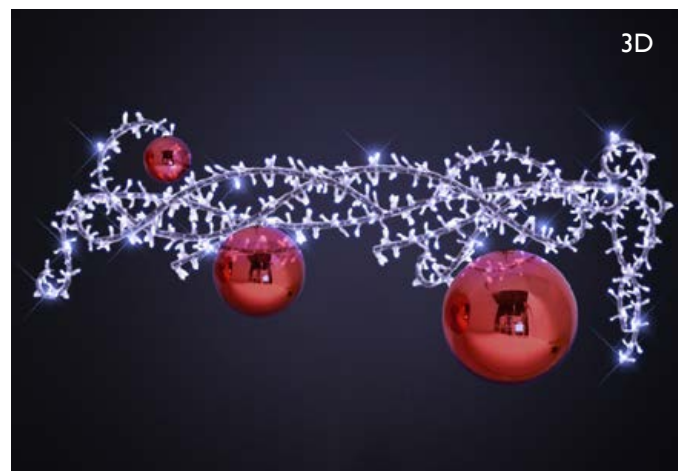



- 100 x 80 cm
- 230V 16W
- 5,0 kg
-
-

36203.52



-
-



AIMEE 380

36202.51



- ↑ 380 x 150 cm
- ⚡ 230V 32W
- ⚖ 15,0 kg
- ☀️ LED cable
- ●

36202.51F



- ↑ 380 x 150 cm
- ⚡ 230V 32W
- ⚖ 15,0 kg
- ☀️ LED cable
- ●

36202.52



- ☀️ LED cable
- ●

36202.52F




- ☀️ LED cable
- ●

Symbol Definition:

- In a Frame
- Frame - Left Side
- Frame - On Top
- Frame - On Top and One Side
- Frame - In the Middle
- Without Frame





3D

CITY 180

36162.01




- 180 x 450 cm
- 230V 45W
- 16,0 kg
-

36162.02



-



3D

CITY 300

36163.01




- 300 x 450 cm
- 230V 75W
- 25,0 kg
-

36163.02



-



3D

CITY 420

36164.01






- 420 x 450 cm
- 230V 105W
- 35,0 kg
-

36164.02



-



LAAGNA 180

36182.01



- 180 x 450 cm
- 230V 30W
- 10,0 kg
-

36182.02



-

MERCURY 280

36165.11



- 300 x 380 cm
- 230V 202W
- 38 kg
-
-

36165.22



-
-

URANUS 200

36167.01



- 350 x 330 cm
- 230V 116W
- 1,5 kg
-

36167.02



-

Symbol Definition:



In a Frame



Frame - Left Side



Frame - On Top



Frame - On Top and One Side



Frame - In the Middle



Without Frame

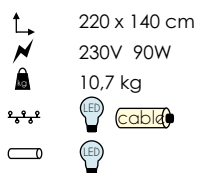


OUTDOOR


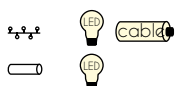


PIRITA 220

36520.11

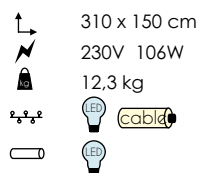


36520.22

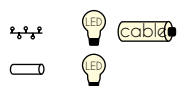


PIRITA 310

36521.11

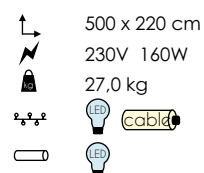


36521.22




PIRITA 500

36522.11



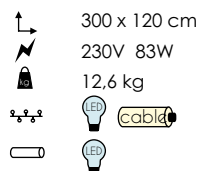
36522.22



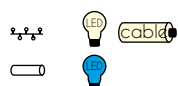


KAUNAS 300

36526.11

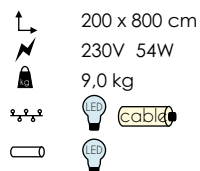


36526.13

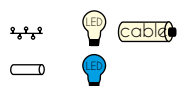


KAUNAS 200

36527.11

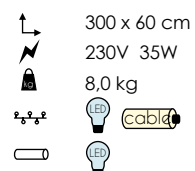


36527.13




NARVA 300

36168.11



36168.22



Symbol Definition:



In a Frame



Frame - Left Side



Frame - On Top



Frame - On Top and One Side



Frame - In the Middle



Without Frame



OUTDOOR

Street Decorations



INARI 200

36174.11



- 200 x 50 cm
- 230V 30W
- 4,0 kg
-
-

36174.22



-
-



NORDKAPP 300

36531.11



- 300 x 100 cm
- 230V 89W
- 11,0 kg
-
-

36531.12



-
-



ICE DREAM 300

36205.11



- 300 x 100 cm
- 230V 118W
- 13,0 kg
-
-





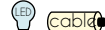


36205.11F







-
-




PAIDE 250
36176.11 





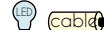


-  250 x 90 cm
-  230V 45W
-  8,0 kg
-  
-  

36176.22 


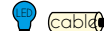


-  
-  




IVALO 300
36525.12 








-  300 x 100 cm
-  230V 47W
-  9,5 kg
-  
-  

36525.31 





-  
-  



OGRE 260
36528.11 

-  260 x 140 cm
-  230V 85W
-  10,6 kg
-  
-  

36528.22 

-  
-  

Symbol Definition:

-  In a Frame
-  Frame - Left Side
-  Frame - On Top
-  Frame - On Top and One Side
-  Frame - In the Middle
-  Without Frame

Lounake

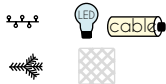


ANNE 500

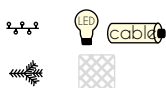
36811.01



500 x 500 cm
230V 55W
15.0 kg



36811.02

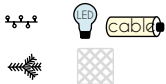


ANNE 400

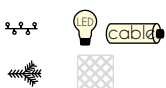
36810.01



400 x 400 cm
230V 46W
11.0 kg



36810.02




ANNE 300


36812.01



300 x 300 cm
230V 37W
9.0 kg



36812.02





3D

POLESTAR 200

36098.21



- 200 x 140 x 20 cm
- 230V 48W
- 15,0 kg
-
-

36098.22



-
-



3D

POLESTAR 300

36099.21



- 300 x 200 x 30 cm
- 230V 112W
- 35,0 kg
-
-

36099.22



-
-



3D

POLESTAR 500

36100.21



- 500 x 340 x 50 cm
- 230V 320W
- 90,0 kg
-
-

36100.22



-
-

Symbol Definition:

- In a Frame
- Frame - Left Side
- Frame - On Top
- Frame - On Top and One Side
- Frame - In the Middle
- Without Frame



OUTDOOR

TASKU



31.12.

AASTAVÄETUSE PIC
OSJES TREHV
SA
Coca-Cola
Kõik on erisünnipäevadeks!
Kõik on erisünnipäevadeks!
Kõik on erisünnipäevadeks!

TASKU

expressions

expressions

Tasku

ODR

ERG

ERG

ERG

786 BDM



TARTU 300

36802.11



300 x 240 cm
 230V 184W
 31,0 kg

36802.22



TARTU 400

36801.11



400 x 325 cm
 230V 241W
 46,0 kg

36801.22



TARTU 550

36800.11



550 x 450 cm
 230V 331W
 64,0 kg

36800.22



TARTU 170

36806.01



150 x 120 cm
 230V 64W
 9,5 kg

36806.02



TARTU 220

36807.01



200 x 160 cm
 230V 100W
 14,0 kg

36807.02



TARTU 310

36805.11



300 x 155 cm
 230V 180W
 23,0 kg

36805.22



Symbol Definition:



In a Frame



Frame - Left Side



Frame - On Top



Frame - On Top and One Side



Frame - In the Middle



Without Frame







OUTDOOR





RAIMONDA 100






36198.01D 

 100 x 100 cm
 230V 48W
 3,5 kg




36198.02 

36199.01 

 100 x 120 cm
 230V 48W
 4,5 kg
 






36199.02 





RAIMONDA 150






36196.01 

 150 x 150 cm
 230V 64W
 4,5 kg
 



36196.02 

36197.01 

 150 x 170 cm
 230V 64W
 6,0 kg
 






36197.02 





RAIMONDA 180






36194.01 

 180 x 180 cm
 230V 72W
 5,5 kg
 



36194.02 

36195.01 

 180 x 200 cm
 230V 80W
 7,3 kg
 

36195.02 



RAIMONDA 600

36190.01



- 680 x 600 cm
- 230V 224W
- 29,0 kg
-

36190.02



-



RAIMONDA 610

36191.11



- 180 x 600 cm
- 230V 330W
- 41,0 kg
-
-

36191.22



-
-

36191.11F



*FLASHING

- 180 x 600 cm
- 230V 330W
- 41,0 kg
-
-

36191.22F



*FLASHING

-
-

Symbol Definition:



In a Frame



Frame - Left Side



Frame - On Top



Frame - On Top and One Side



Frame - In the Middle



Without Frame








OUTDOOR



RAIMONDA 90

36198.01D 

 100 x 100 cm
 230V 48W
 3,5 kg
 






36198.02D 




RAIMONDA 140

36196.01D 

 150 x 150 cm
 230V 40W
 6,1 kg
 






36196.02D 



RAIMONDA 170






36194.01D 

 180 x 180 cm
 230V 48W
 7,7 kg
 

36194.02D 






36199.01D 

 100 x 120 cm
 230V 32W
 6,0 kg
 

36199.02D 






36197.01D 

 150 x 170 cm
 230V 40W
 7,6 kg
 

36197.02D 

36195.01D 

 180 x 200 cm
 230V 48W
 9,5 kg
 

36195.02D 



NOA 120
36104.01



- 120 x 120 cm
- 230V 48W
- 3,5 kg
-

36104.02



-

36105.01



- 120 x 140 cm
- 230V 48W
- 5,0 kg
-

36105.02



-



NOA 170
36106.01



- 170 x 170 cm
- 230V 72W
- 6,0 kg
-

36106.02



-

36107.01



- 170 x 190 cm
- 230V 72W
- 7,7 kg
-

36107.02



-



NOA 180
36106.01D



- 170 x 170 cm
- 230V 40W
- 8,3 kg
-

36106.02D



-

36107.01D



- 170 x 190 cm
- 230V 40W
- 10,0 kg
-

36107.02D



-

Symbol Definition:



In a Frame



Frame - Left Side



Frame - On Top



Frame - On Top and One Side



Frame - In the Middle



Without Frame











OUTDOOR



ARIES 160

36047.11











-  150 x 75 x 60 cm
-  230V 33W
-  3,5 kg
-   
-  



ARIES 160

36047.22











-  150 x 75 x 60 cm
-  230V 33W
-  3,5 kg
-   
-  




ARIES 160

36047.12



-  150 x 75 x 60 cm
-  230V 33W
-  3,5 kg
-   
-  




ARIES 170

36043.02B



- 150 x 80 cm
- 230V 28W
- 3,2 kg
-
-
-



ARIES 170

36043.01B



- 150 x 80 cm
- 230V 28W
- 3,2 kg
-
-
-



ARIES 180

36043.11B



- 150 x 80 cm
- 230V 33W
- 4,2 kg
-
-
-



ARIES 150

36042.01



- 150 x 75 cm
- 230V 28W
- 2,4 kg
-
-



ARIES 150

36042.02



- 150 x 75 cm
- 230V 28W
- 2,4 kg
-
-



ARIES 100

36045.01



- 100 x 60 cm
- 230V 16W
- 1,6 kg
-
-

36043.01



- 150 x 80 cm
- 230V 28W
- 3,2 kg
-
-

36043.02



- 150 x 80 cm
- 230V 28W
- 3,2 kg
-
-

36045.02



-
-

Symbol Definition:



In a Frame



Frame - Left Side



Frame - On Top



Frame - On Top and One Side



Frame - In the Middle



Without Frame

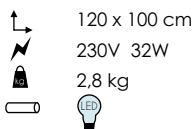


OUTDOOR



CLASSIC 120

36070.01

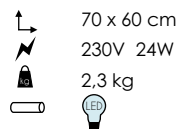


36070.02



MINI 70

36132.01

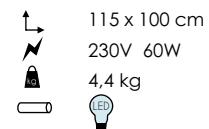


36132.02



TRAKAI 115

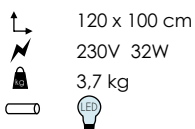
36140.01



36140.02



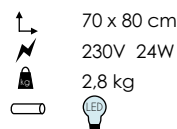
36071.01



36071.02



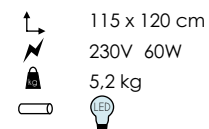
36133.01



36133.02



36141.01



36141.02





SNOWFLAKE 90

36060.01



- 90 x 80 cm
- 230V 52W
- 2,5 kg
-

36060.02



VIRU 130

36490.01



- 130 x 100 cm
- 230V 40W
- 4,5 kg
-

36490.02



NERINGA 100

36150.01



- 100 x 100 cm
- 230V 40W
- 3,0 kg
-

36150.02



36061.01



- 90 x 100 cm
- 230V 52W
- 3,0 kg
-

36061.02



36491.01



- 130 x 120 cm
- 230V 40W
- 5,3 kg
-

36491.02



36151.01



- 100 x 120 cm
- 230V 40W
- 3,8 kg
-

36151.02



Symbol Definition:



In a Frame



Frame - Left Side



Frame - On Top



Frame - On Top and One Side



Frame - In the Middle







Without Frame



RASA 120

36014.01



 120 x 120 cm
 230V 48W
 3,8 kg






36014.02





36015.01



 120 x 130 cm
 230V 48W
 5,3 kg


36015.02











NERIS 120

36010.01



 120 x 120 cm
 230V 72W
 5,2 kg






36010.02





36011.01



 120 x 130 cm
 230V 72W
 6,7 kg


36011.02








BODEN 180

36040.01



 180 x 180 cm
 230V 60W
 6,2 kg





36040.02





36041.01



 180 x 200 cm
 230V 60W
 7,7 kg


36041.02







CRYSTAL I 35

36546.01



- 135 x 135 cm
- 230V 60W
- 5,4 kg
-

36547.01



- 135 x 140 cm
- 230V 60W
- 6,7 kg
-



NEMUNAS I 40

36022.01



- 140 x 125 cm
- 230V 76W
- 7,2 kg
-

36022.02



-

36023.01




- 140 x 140 cm
- 230V 76W
- 8,7 kg
-

36023.02



-



MILDA I 15

36290.01



- 230 x 115 cm
- 230V 108W
- 13,0 kg
-

36290.02



-

Symbol Definition:



In a Frame



Frame - Left Side



Frame - On Top



Frame - On Top and One Side



Frame - In the Middle

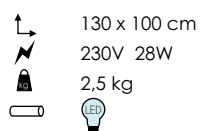


Without Frame




KLAIPEDA 130

36370.01

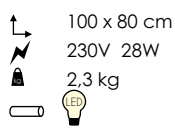


36370.02



ARDIS 100

36052.02

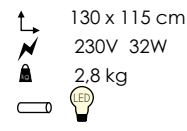


36052.03



NORTH STAR 130

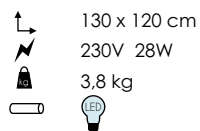
36200.02



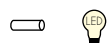
36200.03



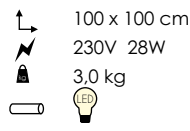
36371.01



36371.02



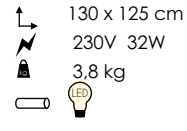
36053.02



36053.03



36201.02



36201.03





MAARDU 250

36002.01



- 250 x 165 cm
- 230V 64W
- 6,0 kg
-

36002.02



-



KRETINGA 310

36550.01F



*WITH E27 FLASH


- 300 x 120 cm
- 230V 67W
- 12,5 kg
-

36550.02F



*WITH E27 FLASH

-



KRETINGA 250

36004.01



- 250 x 140 cm
- 230V 88W
- 9,7 kg
-

36004.02



-

Symbol Definition:



In a Frame



Frame - Left Side



Frame - On Top



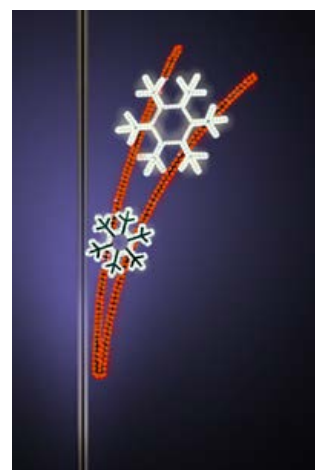
Frame - On Top and One Side



Frame - In the Middle



Without Frame



SALUTE 220

36013.11



- 200 x 107 cm
- 230V 70W
- 11,5 kg
-
-

36013.22



-
-

SALUTE 300

36112.51



- 300 x 170 cm
- 230V 108W
- 12,0 kg
-

36112.52



-

SALUTE 310

36116.51



- 300 x 170 cm
- 230V 104W
- 11,5 kg
-

36116.52



-



ROCA 250

36057.01



- 250 x 140 cm
- 230V 76W
- 7,2 kg
-

36057.02



AURORA 185

36360.01F



*WITH E27 FLASH

- 185 x 125 cm
- 230V 53W
- 6,6 kg
-

36360.02F



*WITH E27 FLASH



3D


ARCTIC STAR 300

36058.11



- 300 x 170 cm
- 230V 96W
- 11,7 kg
-
-

36058.22



Symbol Definition:



In a Frame



Frame - Left Side



Frame - On Top



Frame - On Top and One Side



Frame - In the Middle



Without Frame



OUTDOOR



DOUBLE STAR 110

36188.02



- 108 x 120 cm
- 230V 40W
- 3,0 kg
-

36188.05



-

36189.02



- 108 x 140 cm
- 230V 40W
- 3,5 kg
-

36189.05



-



STAR 70

36170.02



- 70 x 80 cm
- 230V 12W
- 1,0 kg
-

36170.05



-

36171.02



- 70 x 100 cm
- 230V 12W
- 1,5 kg
-

36171.05



-



ATTILA 110

36430.01



- 110 x 140 cm
- 230V 24W
- 2,5 kg
-

36430.02



-

36430.03



-

36430.06



-



HEXAGON 140

36186.11



- 140 x 130 cm
- 230V 40W
- 6,0 kg
-
-

36187.11



- 140 x 140 cm
- 230V 40W
- 7,4 kg
-
-



RAKVERE 140

36064.66



- 140 x 130 cm
- 230V 52W
- 7,2 kg
-
-

36065.66



- 140 x 140 cm
- 230V 52W
- 8,6 kg
-
-



JESSICA 100

36210.01



- 100 x 100 cm
- 230V 20W
- 1,9 kg
-

36210.02



-

Symbol Definition:



In a Frame



Frame - Left Side



Frame - On Top



Frame - On Top and One Side



Frame - In the Middle




Without Frame



OUTDOOR

Street Decorations



COSMIC 150

36552.11



- 100 x 95 x 60 cm
- 230V 88W
- 11,0 kg
-
-

36552.22



-
-



COSMIC 130

36554.11



- 100 x 90 x 60 cm
- 230V 72W
- 9,7 kg
-
-

36554.22



-
-



TOILA 160

36556.13



- 160 x 65 x 32 cm
- 230V 52W
- 8,0 kg
-
-

36556.22



-
-



ANDROMEDA 250

36213.01



- 250 x 100 cm
- 230V 104W
- 8,4 kg
-

38213.02



-



AURIGA 170

36035.01



- 170 x 115 cm
- 230V 32W
- 4,5kg
-

36035.02



-



FALLING STARS 285

36049.01



- 285 x 100 cm
- 230V 68W
- 6,5 kg
-

36049.02



-

Symbol Definition:



In a Frame



Frame - Left Side



Frame - On Top



Frame - On Top and One Side



Frame - In the Middle



Without Frame



OUTDOOR



SANTA 200

36007.00



- 200 x 120 cm
- 230V 64W
- 8,4 kg
-

SNOWMAN 200

36480.00



- 200 x 130 cm
- 230V 88W
- 8,9 kg
-

CATE 140

36206.51



- 140 x 80 x 80 cm
- 230V 56W
- 13 kg
-
-
-

36206.51F



*FLASHING

-



FIR BRANCH 700

36465.46 * 

↑ 100 x 700 cm
 ⚡ 230V 312W
 ⚖ 25,0 kg
 🔌 



FIR BRANCH 100

36266.64 * 

↑ 100 x 120 cm
 ⚡ 230V 64W
 ⚖ 7,2 kg
 🔌 



KARBELIA 155

36068.01 * 

↑ 155 x 120 cm
 ⚡ 230V 64W
 ⚖ 5,0 kg
 🔌 



3D FIR 150

35013.04 * 


↑ 150 x 92 x 92 cm
 ⚡ 230V 72W
 ⚖ 7,5 kg
 🔌 





FIR 150


36218.04 * 

↑ 150 x 160 cm
 ⚡ 230V 60W
 ⚖ 3,5 kg
 🔌 

36069.01 * 

↑ 155 x 130 cm
 ⚖ 6,5 kg
 🔌 


36219.04 * 

↑ 150 x 170 cm
 ⚖ 4,2 kg
 🔌 

Symbol Definition:

-  In a Frame
-  Frame - Left Side
-  Frame - On Top
-  Frame - On Top and One Side
-  Frame - In the Middle
-  Without Frame










LILY 200



36944.51



-  200 x 165 cm
-  230V 116W
-  13,0 kg
-  

36944.02








-  



BUTTERFLY 125


36945.00



-  125 x 160 cm
-  230V 64W
-  8,0 kg
-  

36945.02








-  



FAIRY 250



36946.00



-  250 x 125 cm
-  230V 100W
-  11,5 kg
-  

36946.02



-  



BIRGIT 125

36039.11



- 125 x 150 x 40 cm
- 230V 64W
- 7,2 kg
-
-

36039.22



-
-



LAURA 140

36056.11



- 140 x 140 cm
- 230V 68W
- 8,6 kg
-
-

36056.22



-
-



ALLA 135

36073.11



- 135 x 150cm
- 230V 68W
- 7,8 kg
-
-

36073.22



-
-

Symbol Definition:

- In a Frame
- Frame - Left Side
- Frame - On Top
- Frame - On Top and One Side
- Frame - In the Middle
- Without Frame



OUTDOOR

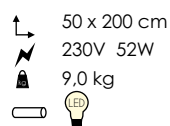


MUHU 200

36074.01

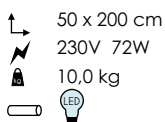


36074.02

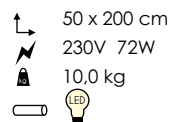


SANDRA 200

36076.01

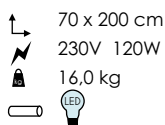


36076.02

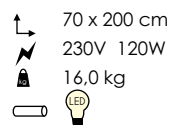


LINDA 200

36094.01

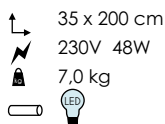


36094.02

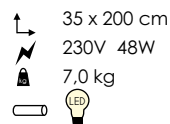


MONIKA 200

36088.01



36088.02





FIREWORKS 150

36990.01



- ↖ 150 x 130 cm
- ⚡ 230V 60W
- 🔒 6,5 kg
- 🔌

36990.02



- 🔌



FIREWORKS 200

36988.01



- ↖ 200 x 175 cm
- ⚡ 230V 96W
- 🔒 9,0 kg
- 🔌

36988.02



- 🔌



FIREWORKS 250

36989.01



- ↖ 250 x 220 cm
- ⚡ 230V 120W
- 🔒 11,6 kg
- 🔌

36989.02



- 🔌

Symbol Definition:



In a Frame



Frame - Left Side



Frame - On Top



Frame - On Top and One Side



Frame - In the Middle



Without Frame







OUTDOOR



VILJANDI 80





46030.02



-  90 x 80 cm
-  230V 18W
-  2,0 kg
-  LED x18

46031.02







-  90 x 100 cm
-  230V 18W
-  3,2 kg
-  LED x18



JEKABPLIS 200

46122.01



-  200 x 60 cm
-  230V 18W
-  3,3 kg
-  LED x18

46122.02







-  LED x18



LATERN 230

46172.01



-  230 x 150 cm
-  230V 48W
-  7,5 kg
-  LED x48

46172.02










-  LED x48




ODENSE 630

46608.41








-  630 x 130 cm
-  230V 62W
-  13,0 kg
-   x62
-  



STELLA 550

46600.02








-  100 x 550 cm
-  230V 69W
-  9,3 kg
-   x69



STELLA 560



46606.02



-  100 x 550 cm
-  230V 63W
-  8,8 kg
-   x63

Symbol Definition:

-  In a Frame
-  Frame - Left Side
-  Frame - On Top
-  Frame - On Top and One Side
-  Frame - In the Middle
-  Without Frame



GALAXY 32

35033.01

* ❄️ X6

↕️ 170 x 190 cm
 ⚡ 230V 96W
 ⚖️ 11,1 kg
 🔌 LED

35033.02

* ❄️ X6

🔌 LED

SNOWDROP 56 / 85

26525.01

* ❄️ X4

↕️ 5 (85cm)
 ↕️ 100 x 145 cm
 ⚡ 230V 27W
 ⚖️ 7,0 kg
 🔌 LED

26524.01

* ❄️ X4

↕️ 5 (56cm)
 🔌 LED

COMET 150

35014.01

* ❄️ X4

↕️ 150 x 190 cm
 ⚡ 230V 48W
 ⚖️ 7,4 kg
 🔌 LED

35014.02

* ❄️ X4

🔌 LED



SKYLINE 100

36943.01



- 103 x 114 cm
- 230V 32W
- 3,4 kg
-

36943.02



-



SUNLIGHT 60

46800.01



- 60 x 60 cm
- 230V 15W
- 1,8 kg
- x15

46800.02



- x15



KELLY 100

36207.01



- 100 x 100 cm
- 230V 16W
- 3,3 kg
-
-

36207.02



-
-

Symbol Definition:



In a Frame



Frame - Left Side



Frame - On Top



Frame - On Top and One Side



Frame - In the Middle



Without Frame



Christmas tree toppers



NORTHERN STAR 115

39851.01



- 115 x 80 cm
- 230V 34W
- 5,3 kg
-

39851.02



-



NORTHERN STAR 145

39852.01



- 145 x 100 cm
- 230V 48W
- 7,2 kg
-

39852.02



-



HEXAGON STAR 100

39837.11



- 100 x 100 cm
- 230V 48W
- 3,5 kg
-
-

39837.22



-
-

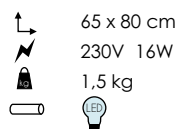


Christmas tree ornaments



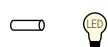
ATTILA 80

39390.01



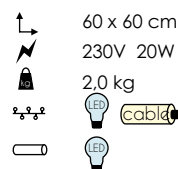
65 x 80 cm
230V 16W
1,5 kg

39390.02



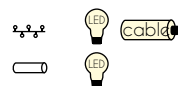
ANNA 60

39305.11



60 x 60 cm
230V 20W
2,0 kg

39305.22



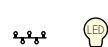
MOON 40

39310.01



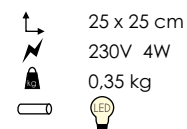
90 x 40 cm
230V 8W
2,0 kg

39310.02




EMMA 25

39011.02



25 x 25 cm
230V 4W
0,35 kg

39011.05



Symbol Definition:



In a Frame



Frame - Left Side



Frame - On Top



Frame - On Top and One Side





Frame - In the Middle



Without Frame










OUTDOOR



LED SNOWLIGHT GARLAND








40020.01

-  3 x 50cm + 2 x 100cm
-  230 / 24V 12W
-  2,0 kg
-   
-  3x64 + 2x128 = 448



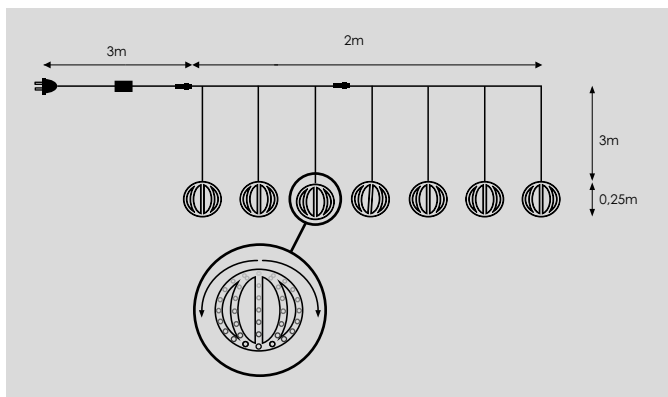
3D LED BUNCH OF TWIG PEARLS

40015.01

-  diam. 60cm x 3
-  230 / 24V 60W
-  6,5 kg
-   
-  80 + 20 Flash x 3

40015.02

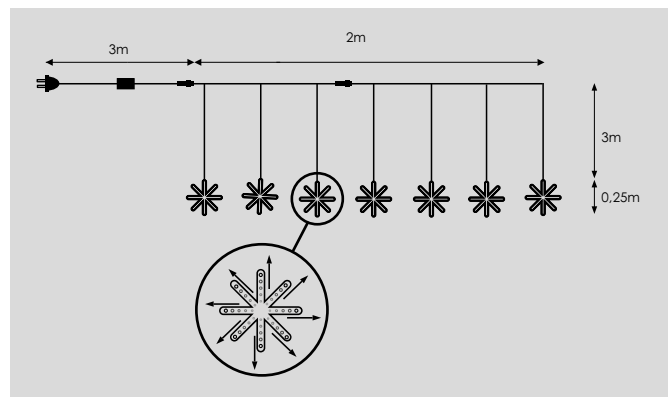
-   



X-LED ANIMATED 2D BALLS

40025.01

- 25 x 25cm (10pcs)
- 230 / 24V 30W
- 4,3 kg
- LED
- 10



X-LED ANIMATED SPARKLES

40026.01

- 25 x 25cm (10pcs)
- 230 / 24V 30W
- 3,7 kg
- LED
- 10






40026.00

- 25 x 25cm (10pcs)
- 230 / 24V 30W
- 3,7 kg
- LED
- 10








SNOWMAN 200

73881.02

 200 x 130 cm
 230V 253W
 35,5 kg
 






ANGEL 200 / 300 / 400

73801.02






 200 x 70 cm
 230V 96W
 24,0 kg
 

DEER 130 / 220 / 300





73901.02

 130 x 130 cm
 230V 48W
 15,0 kg
 






73882.02

 200 x 130 cm
 230V 253W
 35,5 kg
 






73811.02

 300 x 105 cm
 230V 264W
 59,0 kg
 






73911.02


 220 x 220 cm
 230V 120W
 43,6 kg
 

73841.02








 400 x 140 cm
 230V 336W
 79,0 kg
 

73931.02








 300 x 300 cm
 230V 197W
 70,0 kg
 










3D SANTA 350
73731.15

-  350 x 201 x 131 cm
-  230V 88W
-  88 kg
-  
-  





GIFT BOX 90
73721.13

-  120 x 90 x 90 cm
-  230V 245W
-  16 kg
-  
-  





UMBRELLA 150
73701.11

-  200 x 150 x 150 cm
-  230V 87W
-  15 kg
-  
-  





73721.14

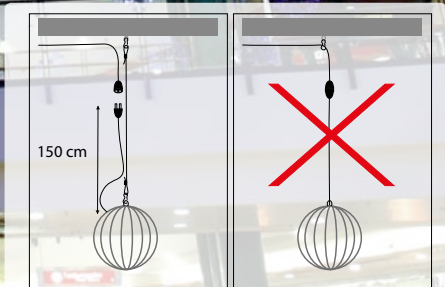
-  
-  

73701.22

-  
-  

73721.15

-  
-  



Classic Ball



VENUS 40

47901.02

- 200
- 230V 16 W
- 2,3 kg
-

47902.02

-

47905.02

-



VENUS 80

47931.02

- 400
- 230V 32 W
- 6,6 kg
-

47932.02

-

47935.02

-



VENUS 120

47961.02

- 800
- 230V 64 W
- 17,0 kg
-

47962.02

-

47965.02

-








Flashing Ball



VENUS 45

47901.02F

*FLASHING

-  200 (30x flash)
-  230V 18 W
-  2,3 kg
-  

47902.02F

*FLASHING






-  



VENUS 85

47931.02F

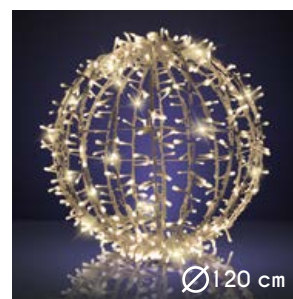
*FLASHING

-  400 (60x flash)
-  230V 37 W
-  6,6 kg
-  

47932.02F

*FLASHING






-  



VENUS 125

47961.02F

*FLASHING

-  800 (120x flash)
-  230V 74 W
-  17,0 kg
-  


47962.02F

*FLASHING

-  










*You can put together ball from half-balls.



3D


GLOBUS 50

42050.01

 50 x 25 x 25 cm
 230V 4,6W
 1,2 kg
   

42050.02








   



3D


GLOBUS 100

42100.01

 100 x 50 x 50 cm
 230V 13,8W
 4,0 kg
   

42100.02








   



3D

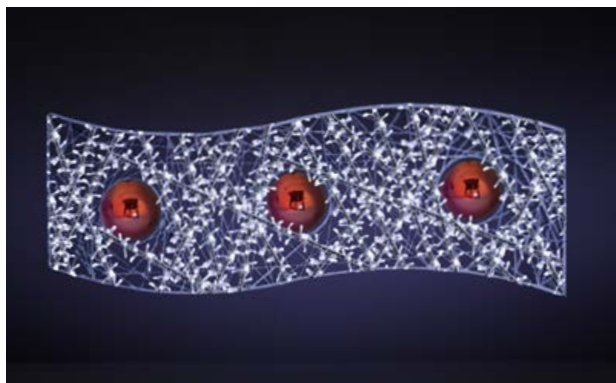
GLOBUS 160

42160.01

 160 x 80 x 80 cm
 230V 32W
 10,0 kg
   






42160.02




HELEN 200

42310.01

-  200x70 cm
-  230V 24W
-  7,0 kg
-  

42310.02






-  



3D

ELIS 150

42300.01

-  150 x 50 x 50 cm
-  230V 9,2W
-  5,0 kg
-  

42300.02

-  



Ball with Ropelight

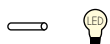


ASTRA 30

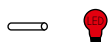
35000.01



35000.02

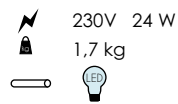


35000.05

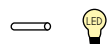


ASTRA 40

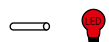
35001.01



35001.02

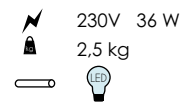


35001.05

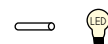


ASTRA 60

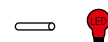
35002.01



35002.02



35002.05





Figures with Ropelight



NORTHSTAR 80

35007.01



35007.02

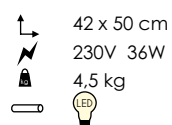


35007.03



CARINA 40

35010.02



35010.05

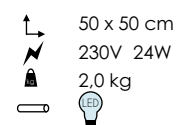


35010.06



3D STAR

35017.01



35017.02



35017.05



3D Decorations







Classic Star



Ø 50 cm

SIRIUS 50

47711.02

-  300
-  230V 24 W
-  6,5 kg
- 

47712.02





- 



Ø 100 cm


SIRIUS 100

47741.02

-  800
-  230V 64 W
-  12,4 kg
- 

47742.02





- 



Ø 150 cm


SIRIUS 150

47771.02

-  1600
-  230V 128 W
-  19,0 kg
- 

47772.02

- 



Flashing Star



SIRIUS 55

47711.02F

*FLASHING

- 300 (45x flash)
- 230V 28 W
- 5,1 kg
-

47712.02F

*FLASHING

-



SIRIUS 105

47741.02F

*FLASHING

- 800 (100x flash)
- 230V 74 W
- 12,4 kg
-

47742.02F

*FLASHING

-



SIRIUS 155

47771.02F

*FLASHING

- 1600 (240x flash)
- 230V 148 W
- 19,0 kg
-


47772.02F

*FLASHING

-





Antares Star



ANTARES 55

47111.01

-  300
-  230V/24V 21W
-  2,0 kg
-  






47112.71

-  



ANTARES 85

47131.01

-  500
-  230V/24V 40W
-  2,8 kg
-  








47132.71

-  



STRADA 200

47151.01

-  200 x 120 x 55 cm
-  800
-  230V/24V 80W
-  15 kg
-   








47152.71

-   



STARBUST 50

47171.01

-  50 x 50 x 35 cm
-  100
-  230V/24V 25W
-  1,5 kg
-   

47172.71







-   




Ball Tree with half balls

VENUS 2000

47091.01







-  61200
-  2000 x 800 cm
-  230V 4900W
-  2500,0 kg
-  

47091.02


- 

VENUS 1500

47071.01







-  42500
-  1500 x 600 cm
-  230V 3400W
-  1600,0 kg
-  

47071.02


- 

VENUS 1200

47061.01

-  29400
-  1200 x 480 cm
-  230V 2352W
-  1100,0 kg
-  

47061.02

- 




Ball Tree with 3D balls

VENUS 350

47000.01







-  5800
-  350 x 140 cm
-  230V 464W
-  115,0 kg
-  

47000.02

-  

VENUS 600

47020.01







-  11200
-  600 x 240 cm
-  230V 896W
-  220,0 kg
-  

47020.02

-  

VENUS 800

47040.01

-  13200
-  800 x 320 cm
-  230V 1040W
-  260,0 kg
-  







47040.02

-  



MARINA 450

73045.01

-  11200
-  400 x 400 x 400 cm
-  230V 896W
-  175,0 kg
-  







73045.02

-  



MARINA 460

73045.01C *WITH CRYSTALS

-  11200
-  400 x 400 x 400 cm
-  230V 896W
-  185,0 kg
-  

73045.02C *WITH CRYSTALS

-  







Illuminated Tree



STOCKMANN 100

73511.92

-  1200
-  h 100 cm
-  230V 96W
-  15.0 kg



73512.92



STOCKMANN 230

73521.82

-  1600
-  h 230 cm
-  230V 128W
-  29.0 kg







73522.82



REVAL 130

73661.92

-  800
-  h 130 cm
-  230V 64W
-  13.0 kg



73662.92











Chandelier with LED Decolight



STOCKHOLM 330

38991.02

-  33
-  330 x 180 cm
-  230V 243W
-  34,0 kg
-  







38992.02

-  



STOCKHOLM 210

38981.02

-  33
-  210 x 180 cm
-  230V 243W
-  30,0 kg
-  






38982.02

-  



HELSINKI 350

38951.02

-  350 x 180 cm
-  230V 227W
-  45,0 kg
-  







38952.02

-  



SOCHI 290

38911.02

-  54
-  290 x 180 cm
-  230V 159W
-  32,0 kg
-  

38912.02

-  

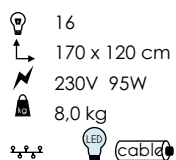


Chandelier with LED Decolight




OSLO 170

38871.02

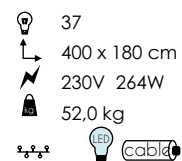


38872.02



COPENHAGEN 400

38891.02



38892.02



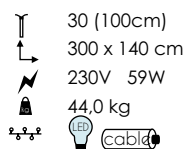


Chandelier with Snowfall




SNOWSTORM 300

26550.01



26550.02



SNOWSTORM 310

26555.01



26555.02





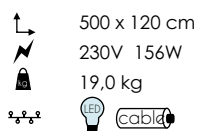


Chandelier with LED Decolight



RIGA 500

38431.02



38432.02



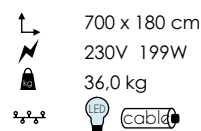
38432.02F

*FLASHING



RIGA 700

38451.02



38452.02



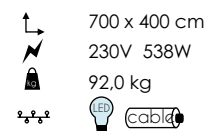
38452.02F

*FLASHING



RIGA 3000

38491.02



38492.02



38492.02F

*FLASHING





3D Decorations with LED Decolight



TALLINN 301

38531.02

- 280 x 60 cm
- 230V 35W
- 5,7 kg
-

38532.02

-

38532.02F *FLASHING

-



TALLINN 501

38611.02

- 460 x 120 cm
- 230V 140W
- 15,0 kg
-

38612.02

-

38612.02F *FLASHING

-



TALLINN 151

38511.02

- 110 x 60 cm
- 230V 35W
- 4,1 kg
-

38512.02

-

38512.02F *FLASHING

-








3D Decorations with LED Decolight



TALLINN 300

38521.02

-  300 x 60 cm
-  230V 35W
-  5,7 kg
-  

38522.02

-  

38522.02F






*FLASHING

-  



TALLINN 500

38601.02

-  500 x 120 cm
-  230V 140W
-  15,0 kg
-  

38602.02

-  

38602.02F






*FLASHING

-  



TALLINN 150

38501.02

-  150 x 60 cm
-  230V 35W
-  4,1 kg
-  

38502.02

-  

38502.02F

*FLASHING

-  








3D Decorations with LED Decolight



VILNIUS 280

38111.02

 280 x 180 cm
 230V 105W
 13,0 kg
 

38112.02

38112.02F






*FLASHING



VILNIUS 460

38131.02

 460 x 180 cm
 230V 210W
 24,0 kg
 

38132.02

38132.02F






*FLASHING



VILNIUS 650

38141.02

 650 x 240 cm
 230V 280W
 39,5 kg
 

38142.02

38142.02F

*FLASHING








3D Decorations

3D Decorations with LED Decolight



JURMALA 140
38701.02

 140 x 60 cm
 230V 35W
 5,0 kg
 

38702.02






38702.02F

*FLASHING



JURMALA 280
38711.02

 280 x 120 cm
 230V 70W
 18,0 kg
 

38712.02






38712.02F

*FLASHING



JURMALA 480
38731.02

 470 x 180 cm
 230V 210W
 51,0 kg
 

38732.02

38732.02F

*FLASHING



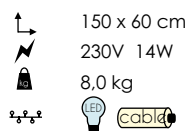


3D Decorations with LED Decolight



KADRIORG 15

38071.02



38072.02



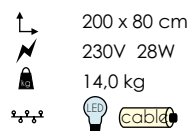
38072.02F

*FLASHING



KADRIORG 20

38081.02



38082.02



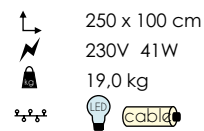
38082.02F

*FLASHING



KADRIORG 25

38091.02



38092.02



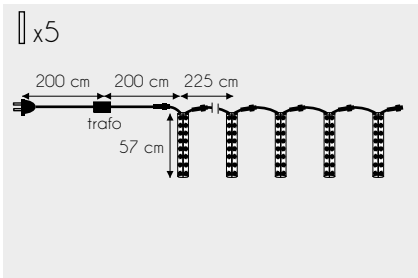
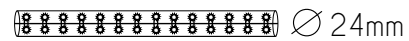
38092.02F

*FLASHING



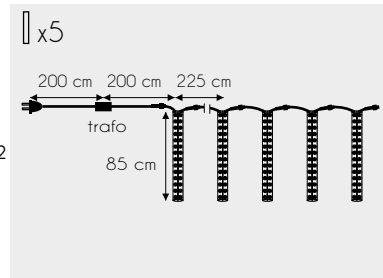


SNOWFALL 24mm, single sided, double view



26931.01

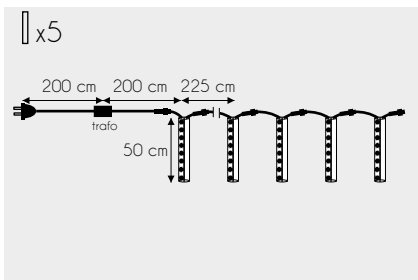
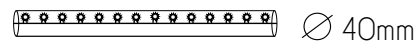
- 5 x 40 LED
- 230 / 6V 2,5W
- max connection 2
- 1,0 kg
- IP44
-



26941.01

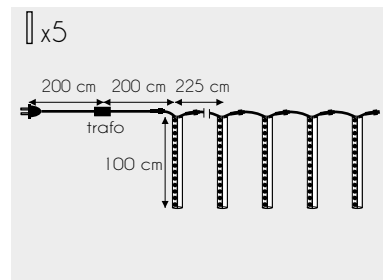
- 5 x 60 LED
- 230 / 6V 2,5W
- max connection 2
- 1,3 kg
- IP44
-

SNOWFALL 40mm, single sided



26860.01

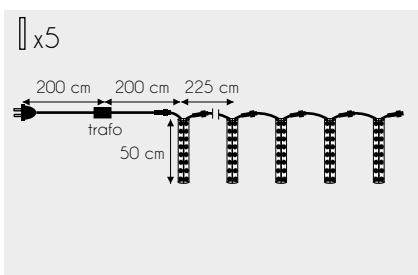
- 5 x 60 LED
- 230 / 12V 2,6W
- max connection 4
- 2,0 kg
- IP44
-



26880.01

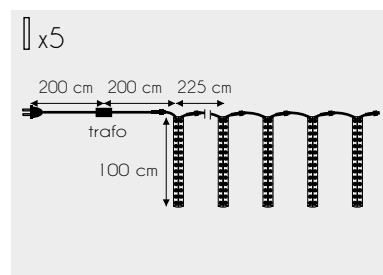
- 5 x 120 LED
- 230 / 12V 4,4W
- max connection 4
- 3,1 kg
- IP44
-

SNOWFALL 40mm, double sided



26850.01

- 5 x 120 LED
- 230 / 12V 4,4W
- max connection 4
- 2,6 kg
- IP44
-

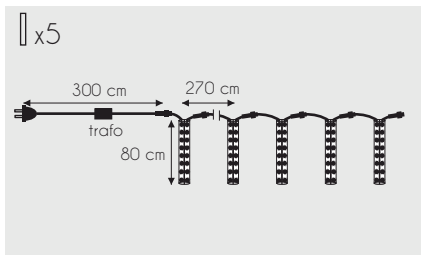



26870.01

- 5 x 240 LED
- 230 / 12V 6,8W
- max connection 4
- 3,9 kg
- IP44
-



BLACHERE xLED light, double sided



26681.71

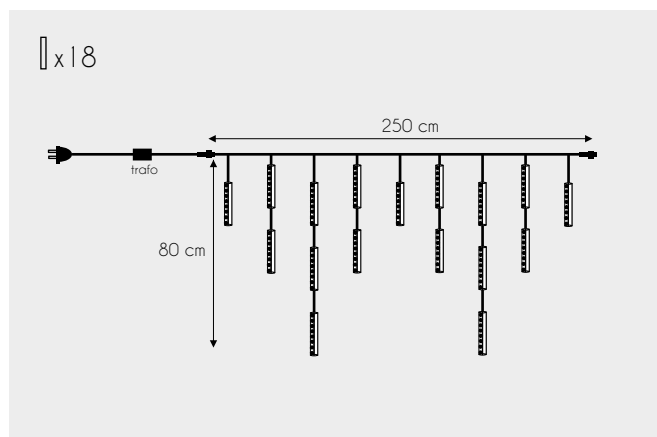
- 5 x 96 LED
- 230 / 12V 30W
- max connection 2 sets
- 1,5 kg
- IP44
- cable



Available xLED Light colors:

26683.71 26684.71 26685.71 26687.71

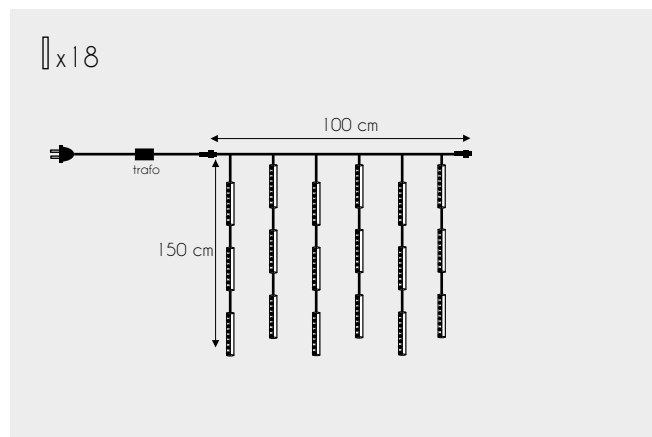




MINI X-LED BAR STALACTIT

26661.01

- ↗ 80 x 250 cm
- ⚡ 230V / 6V 3W
- 🔒 1,0 kg
- 🔌





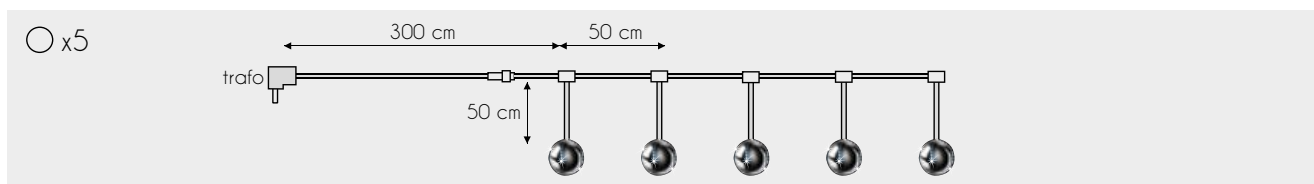
MINI X-LED CURTAINS

26671.01






- ↗ 150 x 100 cm
- ⚡ 230V / 6V 3W
- 🔒 1,0 kg
- 🔌








SNOWBALL 80mm, 4 lines, IP20






26820.01  80mm

-  5 x 52 LED
-  230 / 12V 0,5W
-  max connection 1
-  0,7 kg
-  IP20
- 

26829.01  80mm

-  5 x 52 LED
-  230 / 12V 0,5W
-  max connection 1
-  0,7 kg
-  IP20
- 

26823.01  80mm

-  5 x 52 LED
-  230 / 12V 0,5W
-  max connection 1
-  0,7 kg
-  IP20
- 

26825.01  80mm

-  5 x 52 LED
-  230 / 12V 0,5W
-  max connection 1
-  0,7 kg
-  IP20
- 

SNOWBALL 150mm, 4 lines, IP44

26980.01  150mm

-  1 x 76 LED
-  230 / 6V 0,5W
-  max connection 1
-  0,6 kg
-  IP44
- 







26989.01  150mm

-  1 x 76 LED
-  230 / 6V 0,5W
-  max connection 1
-  0,6 kg
-  IP44
- 

26983.01  150mm

-  1 x 76 LED
-  230 / 6V 0,5W
-  max connection 1
-  0,6 kg
-  IP44
- 

26985.01  150mm

-  1 x 76 LED
-  230 / 6V 0,5W
-  max connection 1
-  0,6 kg
-  IP44
- 

SNOWBALL 300mm, 6 lines, IP44

26990.01  300mm

-  360 LED
-  230 / 6V 0,5W
-  max connection 1
-  1,2 kg
-  IP44
- 

26999.01  300mm

-  360 LED
-  230 / 6V 0,5W
-  max connection 1
-  1,2 kg
-  IP44
- 

26993.01  300mm

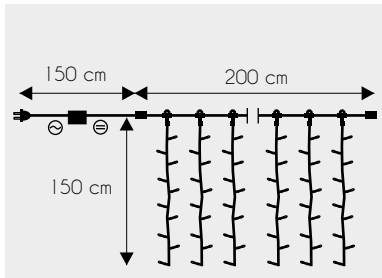
-  360 LED
-  230 / 6V 0,5W
-  max connection 1
-  1,2 kg
-  IP44
- 

26995.01  300mm

-  360 LED
-  230 / 6V 0,5W
-  max connection 1
-  1,2 kg
-  IP44
- 



LED CURTAINLIGHT 200X150cm



37111.02

- 300
- 20
- 230V 35W
- max 10
- 3,0 kg
-

37112.02

-

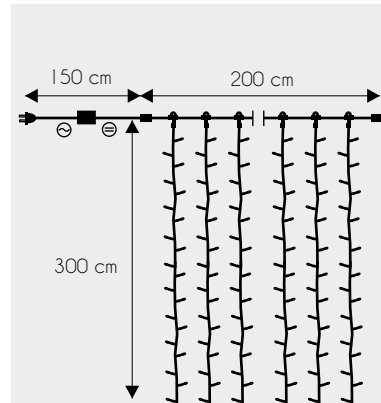
37011.02

- 210
- 15
- 230V 20W
- max 18
- 2,0 kg
-

37012.02

-

LED CURTAINLIGHT 200X300cm



37131.02

- 600
- 20
- 230V 35W
- max 10
- 4,6 kg
-

37132.02

-

37031.02

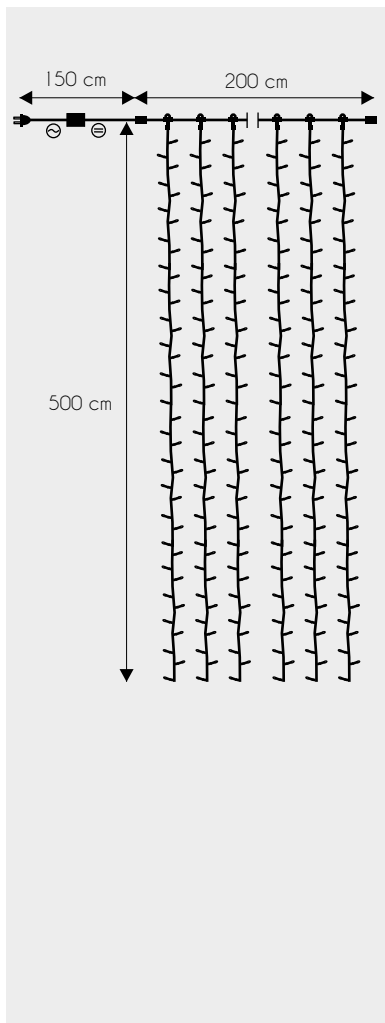
- 360
- 15
- 230V 25W
- max 15
- 3,0 kg
-

37032.02

-



LED CURTAINLIGHT 200X500 cm



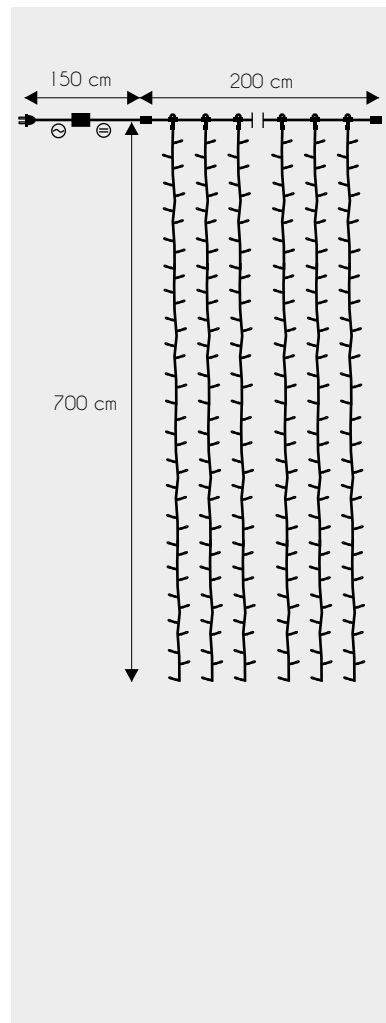
- 37151.02**
- 💡 1000
 - 🔌 20
 - ⚡ 230V 70W
 - 📏 max 6
 - 🏋️ 7,0 kg
 - 🔌 LED cable

- 37152.02**
- 🔌 LED cable

- 37051.02**
- 💡 576
 - 🔌 15
 - ⚡ 230V 40W
 - 📏 max 12
 - 🏋️ 4,2 kg
 - 🔌 LED cable

- 37052.02**
- 🔌 LED cable

LED CURTAINLIGHT 200X700 cm



- 37171.02**
- 💡 1520
 - 🔌 20
 - ⚡ 230V 70W
 - 📏 max 6
 - 🏋️ 8,5 kg
 - 🔌 LED cable

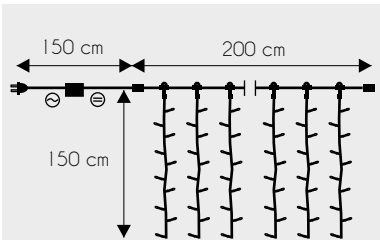
- 37172.02**
- 🔌 LED cable

- 37051.02**
- 💡 750
 - 🔌 15
 - ⚡ 230V 65W
 - 📏 max 12
 - 🏋️ 5,0 kg
 - 🔌 LED cable

- 37072.02**
- 🔌 LED cable



LED FLASHING CURTAINLIGHT 200X150cm

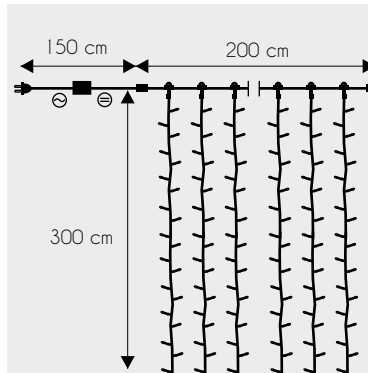


- 37211.02**
- 300 (45x flash)
 - 20
 - 230V 35W
 - max 10
 - 3,0 kg
 -

37212.02

-

LED FLASHING CURTAINLIGHT 200X300cm



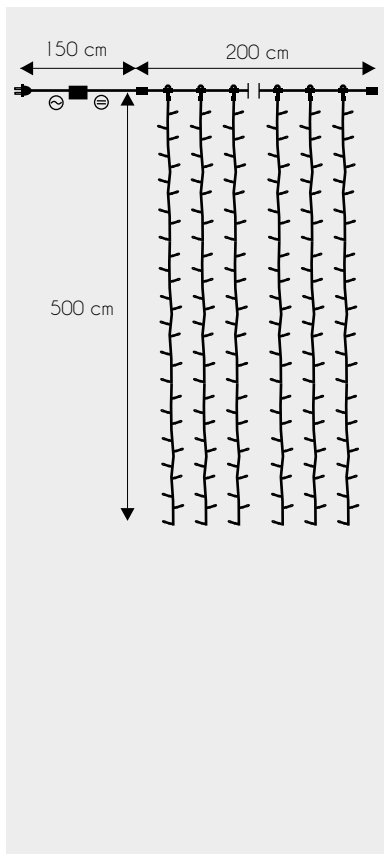
- 37231.02**
- 600 (90x flash)
 - 20
 - 230V 35W
 - max 10
 - 4,6 kg
 -

37232.02

-



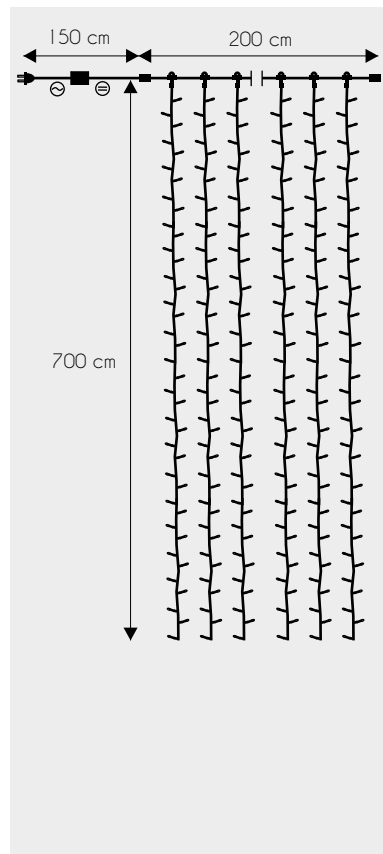
LED FLASHING CURTAINLIGHT 200X500cm



- 37251.02**
- 1000 (300x flash)
 - 20
 - 230V 70W
 - max 6
 - 7,0 kg
 -

- 37252.02**
-

LED FLASHING CURTAINLIGHT 200X700cm



- 37271.02**
- 1520 (228x flash)
 - 20
 - 230V 70W
 - max 5
 - 9,0 kg
 -

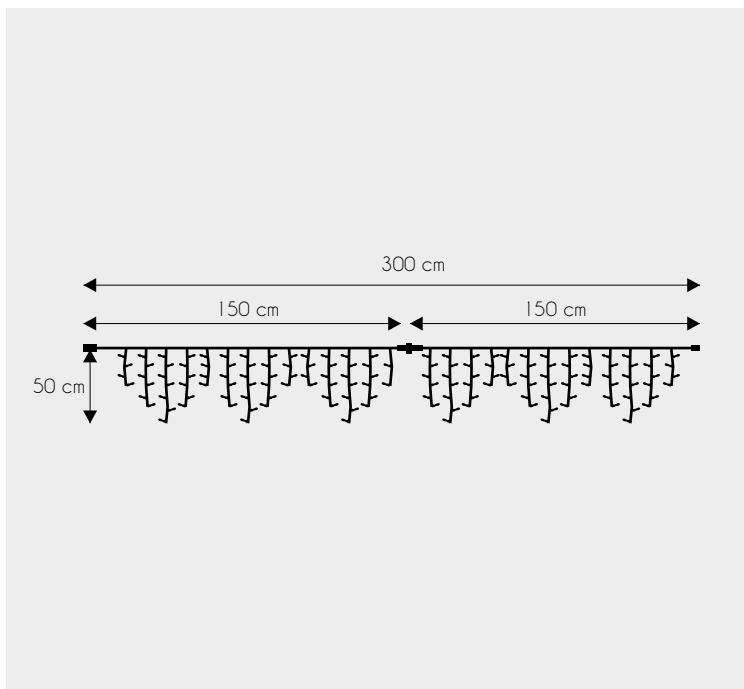
- 37272.02**
-

Curtain- and NetLights





LED ICELIGHT 300X50 cm



37561.02

- 108
- 30
- 230V 10W
- max 20
- 1,0 kg
-

37562.02

- 108
- 30
- 230V 10W
- max 20
- 1,0 kg
-

37562.04

-

37563.02

-

37562.02F *FLASHING

- 108
- 30
- 230V 10W
- max 20
- 1,0 kg
-

23000.02

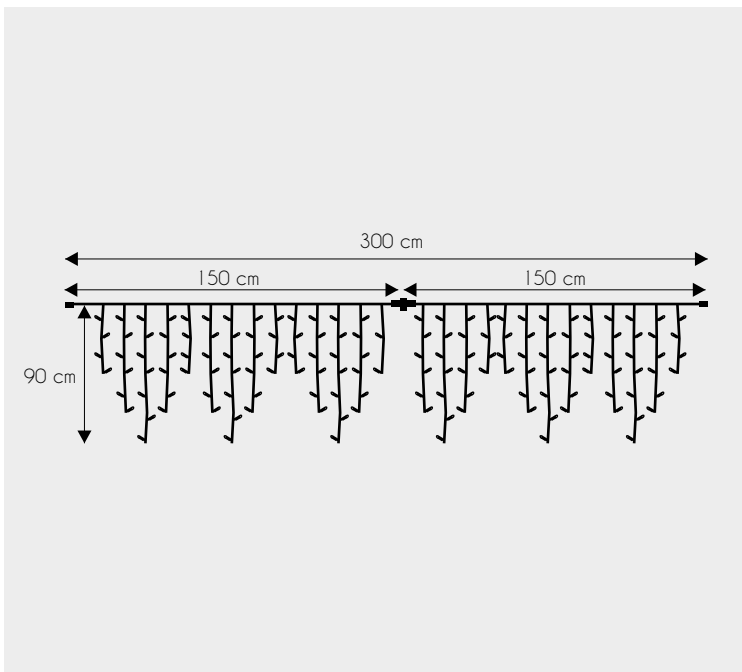
- 230V max460W
- 0,2 kg
-

23000.71

- 230V max460W
- 0,2 kg
-



LED ICELIGHT 300X90 cm



37581.02

- 174
- 30
- 230V 14W
- max 20
- 1,8 kg
-

37582.02

- 174
- 30
- 230V 14W
- max 20
- 1,8 kg
-

37583.02

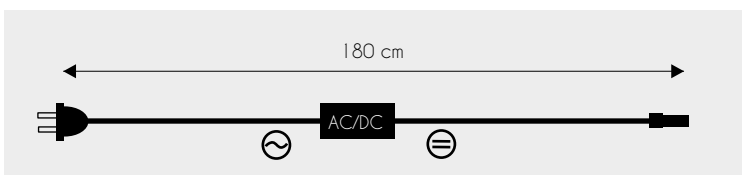
-

37585.02

-

37582.02F

- 174 (flash)
- 30
- 230V 14W
- max 20
- 1,8 kg
-



23000.02

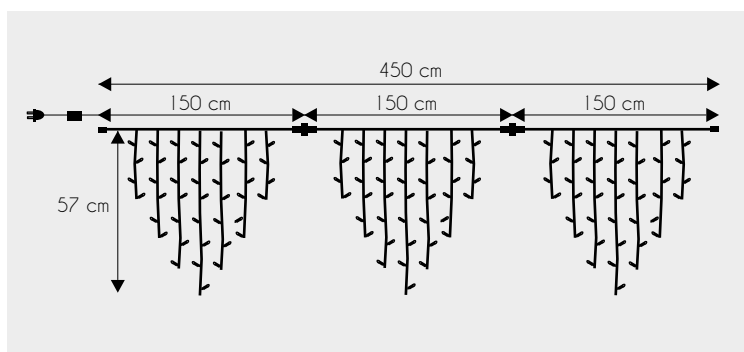
- 230V max460W
- 0,2 kg
-

23000.71

- 230V max460W
- 0,2 kg
-



LED ICELIGHT 450x57cm



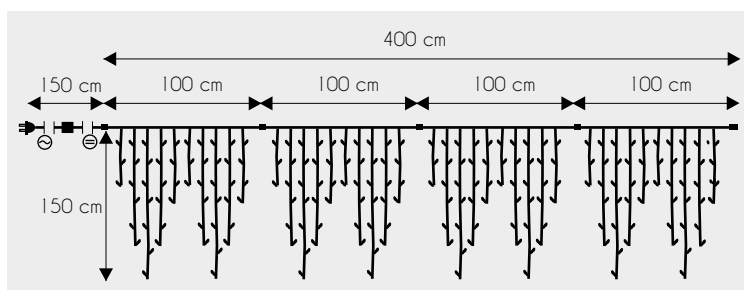
37501.02

- 180
- 48
- 230V 15W
- max 12
- 1,7 kg
-

37502.02

- 180
- 48
- 230V 15W
- max 12
- 1,7 kg
-

LED ICELIGHT 400x150cm



37551.02

- 304
- 40
- 230V 37W
- max 20
- 2,7 kg
-

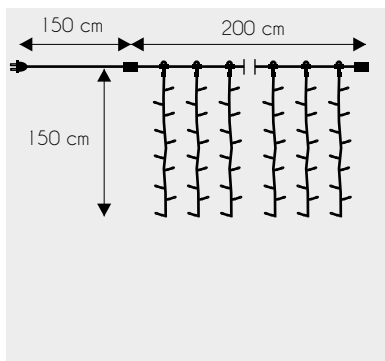
37552.02

- 304
- 40
- 230V 37W
- max 20
- 2,7 kg
-



Outdoor Curtainlight (Non-LED)

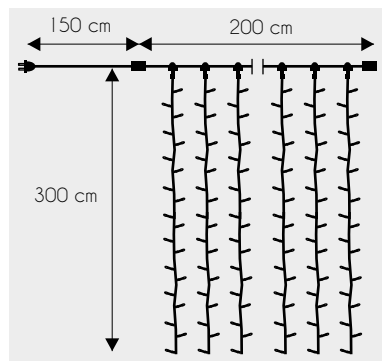
CURTAINLIGHT 200X150 cm



27011.04

- 228
- 12
- 230V 92W
- max 10
- 2,6 kg
-

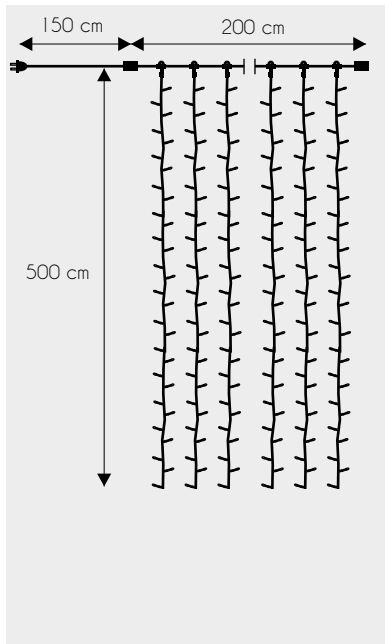
CURTAINLIGHT 200X300 cm



27031.04

- 456
- 12
- 230V 183W
- max 7
- 3,2 kg
-

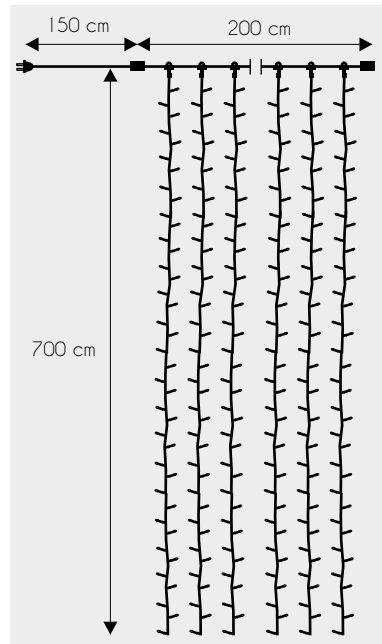
CURTAINLIGHT 200X500 cm



27051.04

- 636
- 12
- 230V 276W
- max 4
- 4,4 kg
-

CURTAINLIGHT 200X700 cm



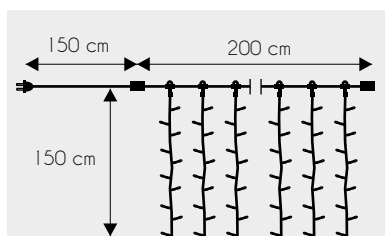
27071.04

- 912
- 12
- 230V 360W
- max 3
- 6,3 kg
-



Indoor Curtainlight (Non-LED)

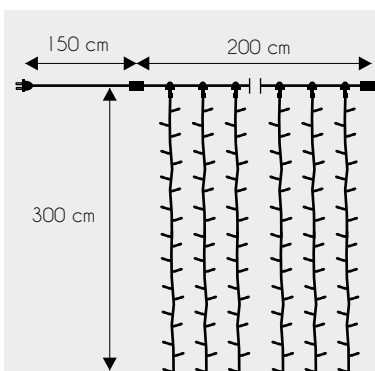
CURTAINLIGHT 200X150cm



- 11111.04**
- 💡 456
 - 🔌 24
 - ⚡ 230V 184W
 - 📏 max 5
 - 🏠 2,2 kg
 - 🔌

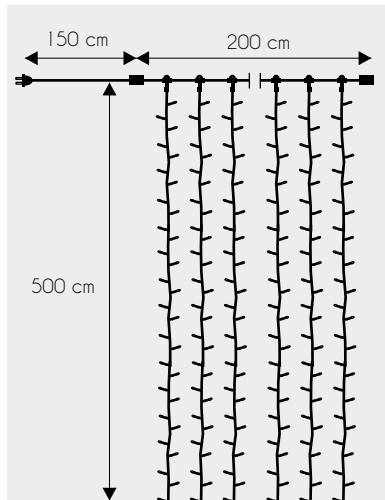
- 11011.04**
- 💡 x
 - 🔌 x
 - ⚡ 230V xW
 - 📏 max 5
 - 🏠 x,0 kg
 - 🔌

CURTAINLIGHT 200X300cm



- 11031.02**
- 💡 456
 - 🔌 12
 - ⚡ 230V 183W
 - 📏 max 6
 - 🏠 2,0 kg
 - 🔌

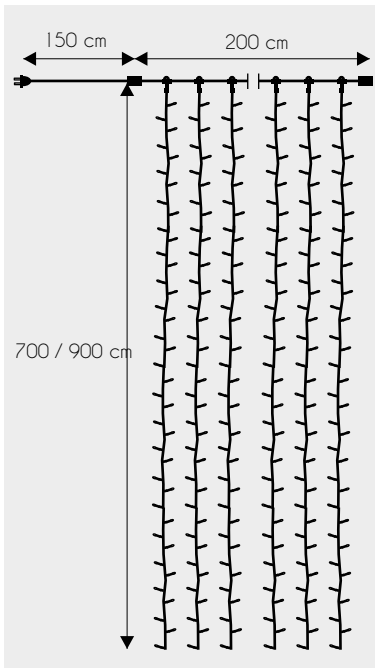
CURTAINLIGHT 200X500cm



- 11051.04**
- 💡 636
 - 🔌 12
 - ⚡ 230V 276W
 - 📏 max 2
 - 🏠 4,4 kg
 - 🔌

- 11351.02** *CHASING
- 💡 1272
 - ⚡ 230V 552W
 - 🔌

CURTAINLIGHT 200X700 (900) cm

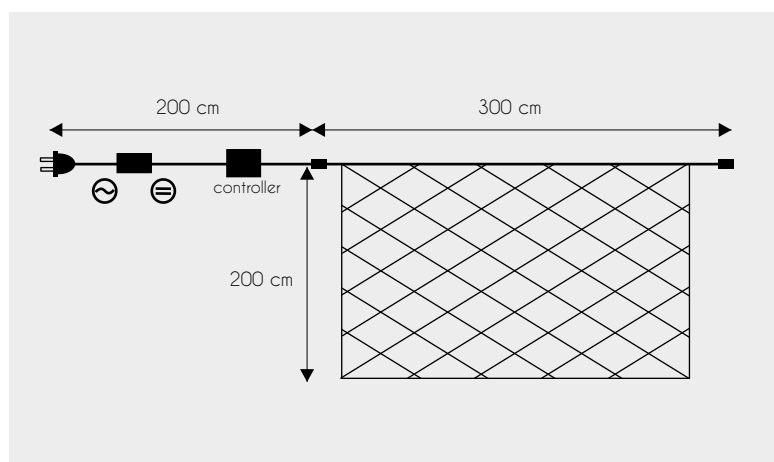


- 11171.02 (700cm)**
- 💡 1520 (700cm)
 - 🔌 20
 - ⚡ 230V 600W
 - 📏 max 2
 - 🏠 4,8 kg
 - 🔌

- 11191.04 (900cm)**
- 💡 1460 (900cm)
 - 📏 max 3
 - 🏠 5,5 kg
 - 🔌



LED CHASING NETLIGHT 200X300 cm



29511.04

- 480
- 230V 92W
- 3,4 kg
-

29504.04

- 480
- 230V 92W
- 3,4 kg
-

29513.04

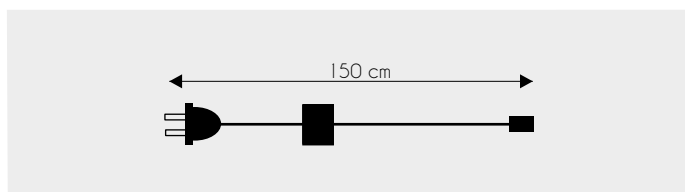
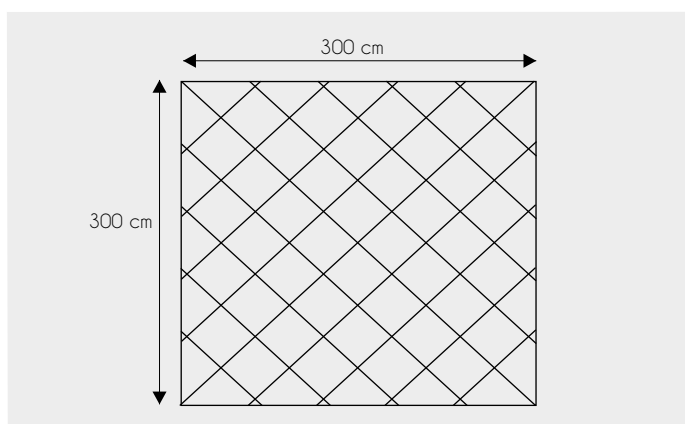
-

29516.04





-








LED NETLIGHT 300X300 cm



29561.71

-  192
-  230V 16W
-  5,0 kg
-  

29563.71

-  192
-  230V 16W
-  5,0 kg
-  

29562.71

-  

29560.71

-  

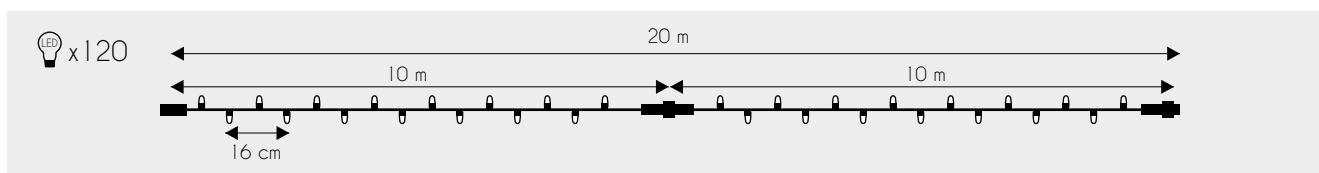
23001.71

-  230V 16W
-  5,0 kg
-  

Outdoor Lights



LED DECOLIGHT 2312



23121.02

- 120
- 230V 9,2W
- max.connection 10
- 1,5 kg
-



23121.71

- 120
- 230V 9,2W
- max.connection 10
- 1,5 kg
-



23122.02

- 120
- 230V 9,2W
- max.connection 10
- 1,5 kg
-



23122.71

- 120
- 230V 9,2W
- max.connection 10
- 1,5 kg
-



23123.71

- 120
- 230V 9,2W
- max.connection 10
- 1,5 kg
-



23124.71

- 120
- 230V 9,2W
- max.connection 10
- 1,5 kg
-



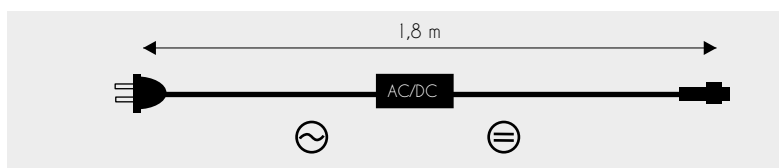
23125.71

- 120
- 230V 9,2W
- max.connection 10
- 1,5 kg
-



23126.71

- 120
- 230V 9,2W
- max.connection 10
- 1,5 kg
-



23000.02

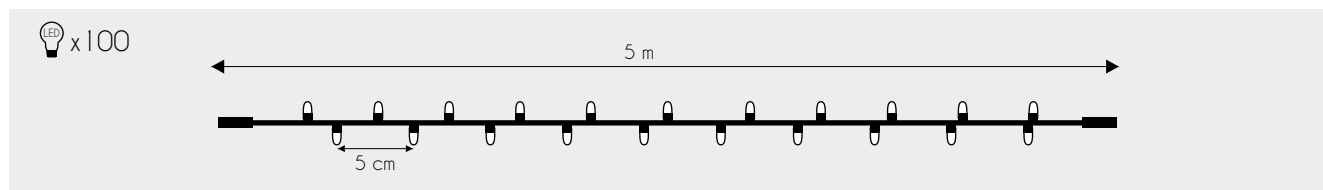
- 230V max 460W
- 0,2 kg
-

23000.71

- 230V max 460W
- 0,2 kg
-



LED DECOLIGHT 2310



23101.02

- 100
- 230V 8,0W
- max.connection 15
- 0,9 kg
-



23101.71

- 100
- 230V 8,0W
- max.connection 15
- 0,9 kg
-



23102.02

- 100
- 230V 8,0W
- max.connection 15
- 0,9 kg
-



23102.71

- 100
- 230V 8,0W
- max.connection 15
- 0,9 kg
-



23103.02

- 100
- 230V 8,0W
- max.connection 15
- 0,9 kg
-



23104.02

- 100
- 230V 8,0W
- max.connection 15
- 0,9 kg
-



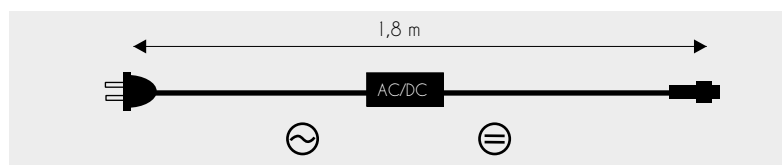
23105.02

- 100
- 230V 8,0W
- max.connection 15
- 0,9 kg
-



23106.02

- 100
- 230V 8,0W
- max.connection 15
- 0,9 kg
-



23000.02

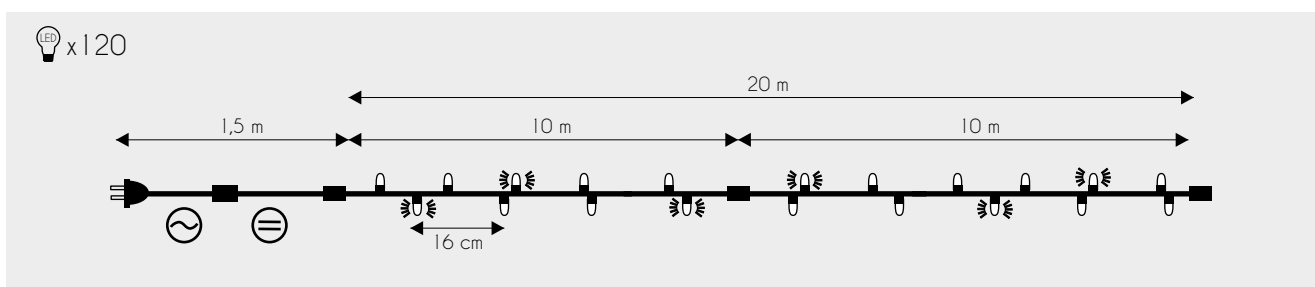
- 230V max 460W
- 0,2 kg
-

23000.71

- 230V max 460W
- 0,2 kg
-



LED FLASHING DECOLIGHT



23321.02

- 120 (18x Flash)
- 230V 13,8W
- max.connection 10
- 1,7 kg
-



23321.04

- 120 (18x Flash)
- 230V 13,8W
- max.connection 10
- 1,7 kg
-



23322.02

- 120 (18x Flash)
- 230V 13,8W
- max.connection 10
- 1,7 kg
-



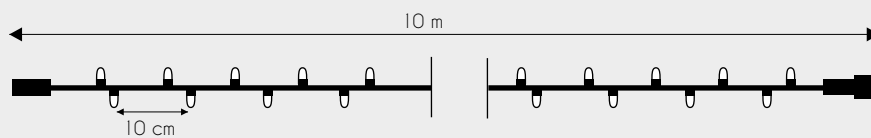
23322.04

- 120 (18x Flash)
- 230V 13,8W
- max.connection 10
- 1,7 kg
-



DECOLIGHT (Non-LED)

💡 x 100




25101.71

- 💡 100
- ⚡ 230V 53W
- 🔌 max.connection 10
- 📏 1,5 kg
- 🔌 cable



25105.71

- 💡 100
- ⚡ 230V 53W
- 🔌 max.connection 10
- 📏 1,5 kg
- 🔌 cable



25000.71

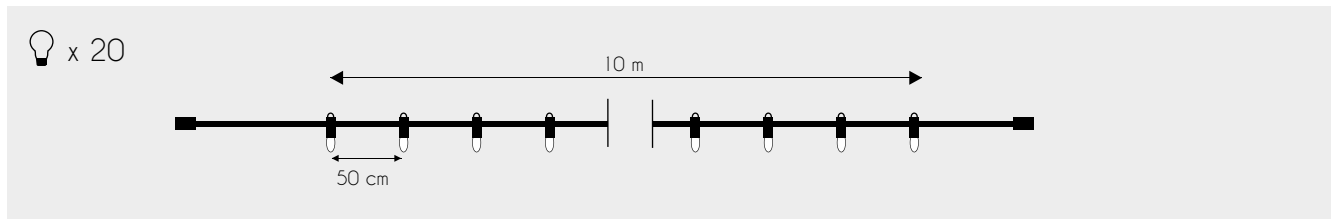
- ⚡ 230V max 1800W
- 📏 0,2 kg
- 🔌 cable

Outdoor Lights





E-12 STARLEDS



24321.04

- 20
- 230V 4,6W
- max.connection 100
- 1,1 kg
-

24322.04

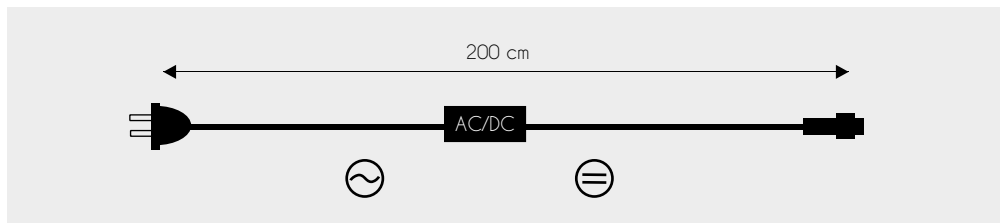
- 20
- 230V 4,6W
- max.connection 100
- 1,1 kg
-

24323.04

- 20
- 230V 4,6W
- max.connection 100
- 1,1 kg
-

24325.04

- 20
- 230V 4,6W
- max.connection 100
- 1,1 kg
-



24300.04

- 230V 600W
- 0,3 kg
-

E-12 LED SPARE BULBS



- 24390.01 13V 0,3W
- 24390.02 13V 0,3W
- 24390.03 13V 0,3W
- 24390.04 13V 0,3W
- 24390.05 13V 0,3W
- 24390.06 13V 0,3W

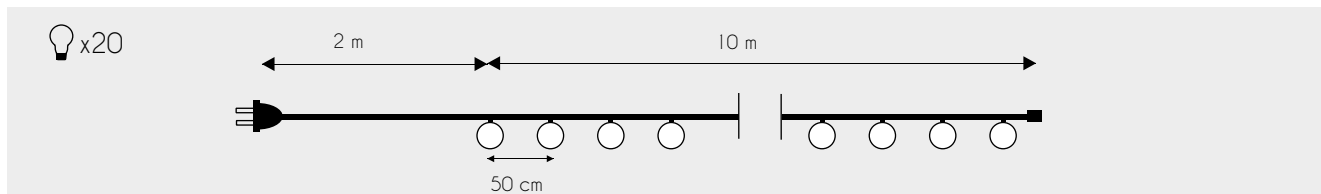
E-12 / E-14 SPARE BULBS (Non-LED)



- E-12
- 5403.01 13V 3W
- 5403.03 13V 3W
- 5403.04 13V 3W
- 5403.05 13V 3W
- E-14
- 5415.01 230V 15W
- 5453.05 230V 7W



SNOWBALLS (Non-LED)



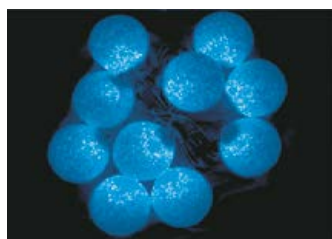
24902.02

- 20
- 230V 60W
- 10cm
- 2,8 kg
-



24902.04

- 20
- 230V 60W
- 10cm
- 2,8 kg
-



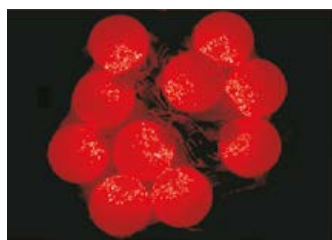
24902.03

- 20
- 230V 60W
- 10cm
- 2,8 kg
-



24902.06

- 20
- 230V 60W
- 10cm
- 2,8 kg
-



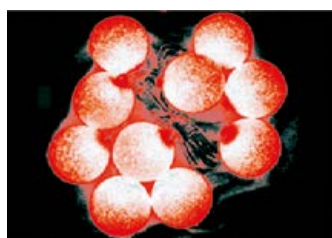
24902.05

- 20
- 230V 60W
- 10cm
- 2,8 kg
-



24902.00


- 20
- 230V 60W
- 10cm
- 2,8 kg
-



24902.07

- 20
- 230V 60W
- 10cm
- 2,8 kg
-

SPARE BULBS AND BALLS (Non-LED)



5403.01 13V 3W

5405.01 24V 5W

24990.02 ○ 10cm, white

24990.05 ● 10cm, red

24995.02 ○ 15cm, white

24990.06 ● 10cm, yellow

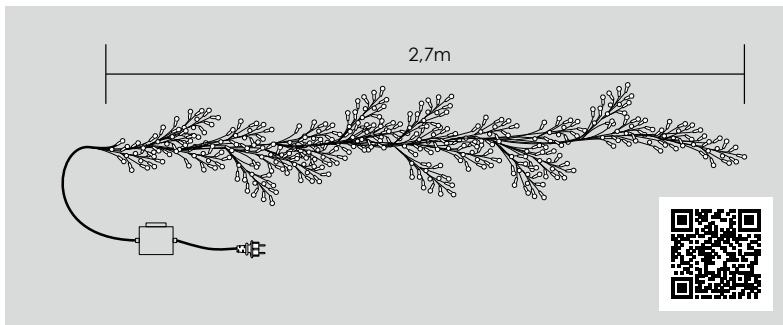
24990.03 ● 10cm, blue

24990.07 ○ 10cm, pink

24990.04 ● 10cm, green



LED TWIGS CROSS-STREET



40010.01

- 210+70 flash = 280
- Ø
- 230 / 24V 25W
- 5,5 kg
-

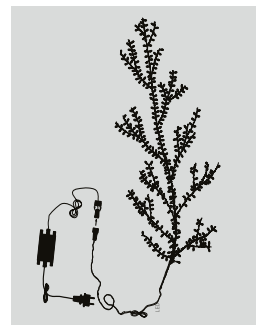
40010.02

-

40010.00

-

LED TWIGS



40002.01

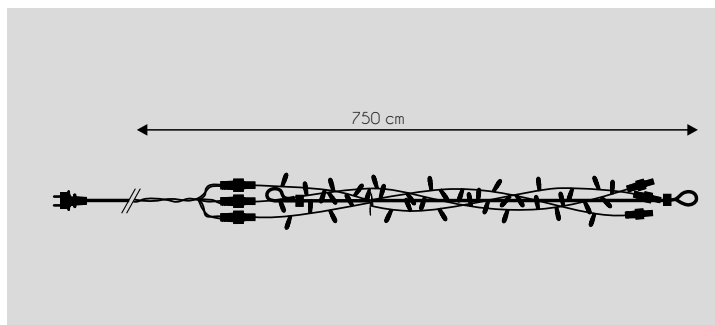
- 200
- 200 cm
- 230 / 24V 20W
- 4,4 kg
-

40004.01







- 4 x 80
- 100 cm (4pcs)
- 230 / 24V 24W
- 3,7 kg
-









LED LUMINOUS BRAIDS



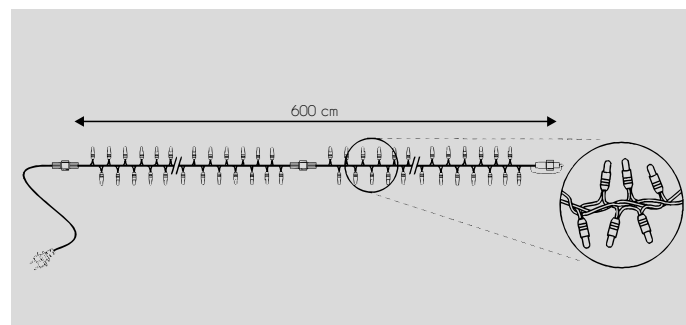
40031.01

-  240
-  750 cm (length)
-  230V 20W
-  2,5 kg
-  







40031.02

-  240
-  750 cm (length)
-  230V 20W
-  2,5 kg
-  

LED LUMINOUS GARLAND NICIA



40041.01

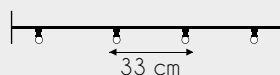
-  440+40 (flashing)
-  600 cm (length)
-  230V 40W
-  1,9 kg
-  






2 WIRE RUBBER CABLE WITH E-27 / B-22 SOCKETS



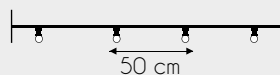
E-27






22033.04

-  max 300
-  230V, max 2000W
-  27,0 kg (100m)

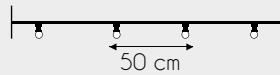
E-27






22050.04

-  max 200
-  230V, max 2000W
-  22,0 kg (100m)

B-22





22450.04

-  max 200
-  230V, max 2000W
-  22,0 kg (100m)

E27 / B-22 COMPONENTS



E-27 SOCKET



- 22327.71** IP54
-  230V, max 40W
-  0,02 kg

B-22 SOCKET




- 22322.71** IP54
-  230V, max 40W
-  0,02 kg

ENDCAP WITH HOOK





22381.71

-  0,1 kg

PLUG



22380.71

-  230V, max 2000W
-  0,15 kg

RUBBER CABLE (2x 1,5mm)

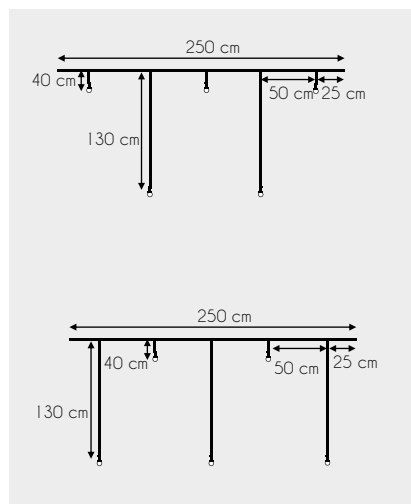
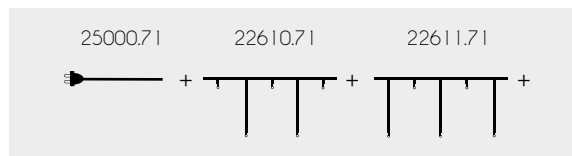


22370.04

-  230V, max 3500W
-  100m
-  10,0 kg /100 m
-  cable



E-27 EXCLUSIVE

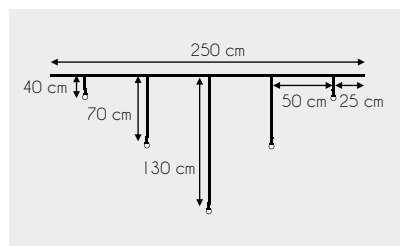


22610.71

- 💡 5
- ⚡ 230V, max 75W
- 📏 max.connection 20
- 🏠 1,1 kg
- 🔌 cable

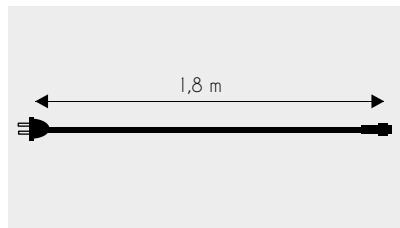
22611.71

- 💡 5
- ⚡ 230V, max 75W
- 📏 max.connection 20
- 🏠 1,2 kg
- 🔌 cable



22600.71

- 💡 5
- ⚡ 230V, max 75W
- 📏 max.connection 20
- 🏠 1,1 kg
- 🔌 cable



25000.71

- ⚡ 230V, max 1800W
- 🔌 cable



E-27 LED



57007.01		7 LED	230V 1,0W	Ø 45mm
57007.02		7 LED	230V 1,0W	Ø 45mm
57007.03		7 LED	230V 1,0W	Ø 45mm
57007.04		7 LED	230V 1,0W	Ø 45mm
57007.05		7 LED	230V 1,0W	Ø 45mm
57007.06		7 LED	230V 1,0W	Ø 45mm

B-22 LED



56006.01		6 LED	230V 1,2W	Ø 45mm
56006.02		6 LED	230V 1,2W	Ø 45mm
56006.03		6 LED	230V 1,2W	Ø 45mm
56006.04		6 LED	230V 1,2W	Ø 45mm
56006.05		6 LED	230V 1,2W	Ø 45mm
56006.06		6 LED	230V 1,2W	Ø 45mm
56022.00		10 LED	230V 1W	Ø 60mm synchron colour chasing RGB

E-27 LED (40 mm)




57220.02		12 LED	230V 1,5W	Ø 40mm
57220.03		12 LED	230V 1,5W	Ø 40mm
57220.04		12 LED	230V 1,5W	Ø 40mm
57220.05		12 LED	230V 1,5W	Ø 40mm
57220.06		12 LED	230V 1,5W	Ø 40mm






E-27



5210.01		230V 10W	Ø 45mm
5215.03		230V 15W	Ø 60mm
5215.04		230V 15W	Ø 60mm
5215.05		230V 15W	Ø 60mm
5215.06		230V 15W	Ø 60mm

B-22



5310.01		230V 10W	Ø 45mm
5315.01		230V 15W	Ø 45mm
5315.03		230V 15W	Ø 45mm
5315.04		230V 15W	Ø 45mm
5315.05		230V 15W	Ø 45mm
5315.06		230V 15W	Ø 45mm

E-27 LED FLASH (40mm)




57390.01		12 LED	230V 1,5W	Ø 50mm
57390.02		12 LED	230V 1,5W	Ø 50mm

B-22 LED FLASH

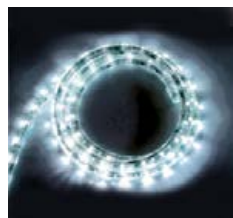
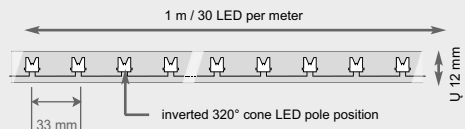
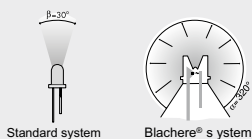


56390.01		12 LED	230V 0,5W	Ø 50mm
56391.01		12 LED	230V 1,0W	Ø 50mm
56392.01		12 LED	230V 3,0W	Ø 75mm



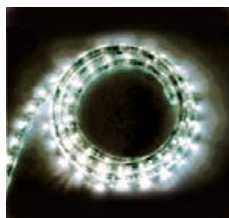
LED PLATINUM ROPELIGHT

The use of inverse cone LED (see diagram) enables Blachere® LED Garlands and Fil Lumiére® products to offer exceptional luminosity.



28406.01

230V 4W/m
50 m
100 cm
3,3 cm
8,0 kg (50m)



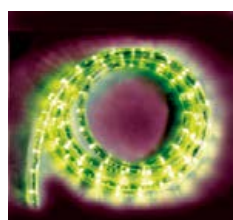
28406.02

230V 4W/m
50 m
100 cm
3,3 cm
8,0 kg (50m)



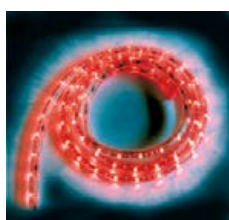
28406.03

230V 4W/m
50 m
100 cm
3,3 cm
8,0 kg (50m)



28406.04

230V 4W/m
50 m
100 cm
3,3 cm
8,0 kg (50m)



28406.05

230V 4W/m
50 m
100 cm
3,3 cm
8,0 kg (50m)



28406.08


230V 4W/m
50 m
100 cm
3,3 cm
8,0 kg (50m)

FASTENING AND CONNECTION ACCESSORIES FOR ALL ROPELIGHTS




28563.01

↔ 180cm
PVC channel
for 12mm ropelight



28565.01

PVC



28562.91

Al channel for
3 ropelights




28560.01

↔ 200cm
PVC channel
for 13mm ropelight



28570.71

∅ 13 mm
↔ 150 cm
230V max 400W
2 wires



28580.01

for 13 mm ropelight



28580.11

for 12 mm ropelight



28574.71

∅ 12 mm



28582.01

Glue



LED NEON FLEX PROFESSIONAL, 230V



28000.01

- 230V 4,8W/m
- 50 m
- 91 cm
- 1,3 cm
- 19,0 kg (50m)



28000.02

- 230V 4,8W/m
- 50 m
- 91 cm
- 1,3 cm
- 19,0 kg (50m)



28000.03

- 230V 4,8W/m
- 50 m
- 91 cm
- 1,3 cm
- 19,0 kg (50m)



28000.04

- 230V 4,8W/m
- 50 m
- 91 cm
- 1,3 cm
- 19,0 kg (50m)



28000.05

- 230V 4,8W/m
- 50 m
- 152 cm
- 1,3 cm
- 19,0 kg (50m)



28000.06

- 230V 4,8W/m
- 50 m
- 152 cm
- 1,3 cm
- 19,0 kg (50m)



28055.01

- 230V 730 W
- 225 cm
- Cable



PVC

28080.20

lõpukate
põdejaiais segums
galinis dangtis



Al

28088.20

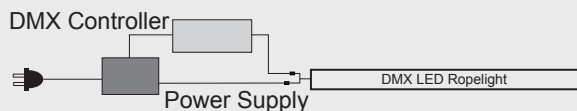
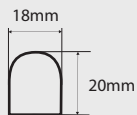
- 100cm



The DMX LED Ropelight is essentially the same as conventional ropelight, but it's individual pixels can be controlled over the DMX signal. Therefore you can program the ropelight to play chases and change color in every way imaginable.

Power supplies and controllers for the DMX LED products are sold separately under accessories.


DMX LED ROPELIGHT




S28724.00 *RGB
 6 pixel / 24 LED per m, RGB
 230 / 12V 18W
 50 cm
 0,39 kg / m



S28736.01 *SINGLE COLOR
 6 pixel / 36 LED per m
 230 / 24V 5,4W
 100 cm
 0,39 kg / m




S28736.03 *SINGLE COLOR
 6 pixel / 36 LED per m
 230 / 24V 5,4W
 100 cm
 0,39 kg / m



S28736.04 *SINGLE COLOR
 6 pixel / 36 LED per m
 230 / 24V 5,4W
 100 cm
 0,39 kg / m



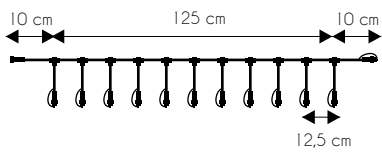
S28736.05 *SINGLE COLOR
 6 pixel / 36 LED per m
 230 / 24V 5,4W
 100 cm
 0,39 kg / m



S28736.06 *SINGLE COLOR
 6 pixel / 36 LED per m
 230 / 24V 5,4W
 100 cm
 0,39 kg / m

* Accessories for DMX LED Ropelight are on page 98

MAIN CABLES

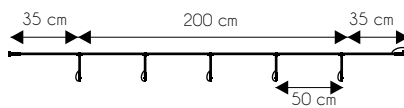


58702.02

IP 44
230V 1800W
cable

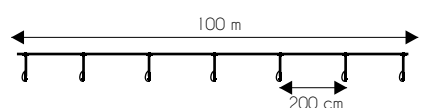
58702.71

IP 44
230V 1800W
cable



58701.71

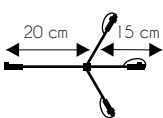
IP 44
230V 1800W
cable



58719.71

IP 44
230V 1800W
cable

CONNECTORS

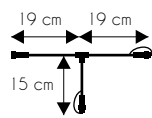


58710.02

IP 44
230V 1800W
cable

58710.71

IP 44
230V 1800W
cable



58700.02

IP 44
230V 1800W
cable

58700.71

IP 44
230V 1800W
cable

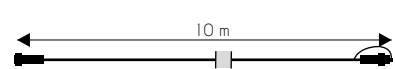


58740.02

IP 44
230V 1800W
cable

58740.71

IP 44
230V 1800W
cable



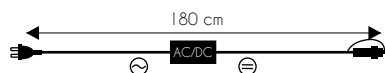
58747.02

IP 44
230V 1800W
cable

58747.71

IP 44
230V 1800W
cable

POWER CABLES

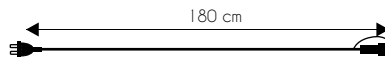


23000.02

IP 44
230V 460W
cable

23000.71

IP 44
230V 460W
cable



25000.02

IP 44
230V 1800W
cable

25000.71

IP 44
230V 1800W
cable

QUICK CONNECTION FOR ROPELIGHT

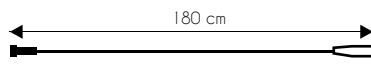


23010.02

IP 44
230V 460W
cable

23010.71

IP 44
230V 460W
cable



25010.71

IP 44
230V 1800W
cable

SOCKETS AND CONTROLLERS



59101.01

IP 55
230V 10A



59109.50

IP44
230V 10A



Controller
59200.00

IP 44
230V 3600W



Safebox
59113.50

IP65

POLE MOUNTS



58001.50

0,6 kg



58005.50

25m



58006.50



58009.50

WIRE AND WIRE CONNECTIONS



58015.03
3mm

58015.04
4mm



58019.50
5mm



58050.50
80 x 8 mm

58050.50
60 x 6 mm



58021.08
M8



58030.06
M6

58030.08
M8



58031.10
M10

58031.12
M12



58026.50
16mm



58023.05
M5

RUBBER CABLE



58900.71

HO5RN-F2 x 1,2
100m

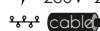


FUNCTION BOXES



58760.71

IP 44
230V 2000W




58763.71

IP 44
230V 1800W



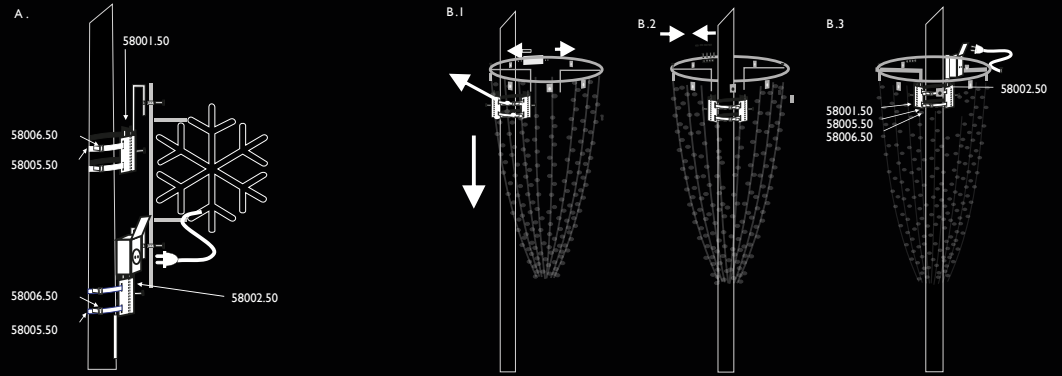
200 cm



59120.71

IP 55
Waterproof Drybox


1. POLE MOTIF INSTALLATION



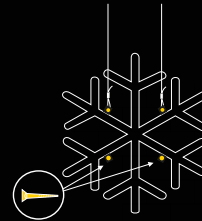
2. WALL MOTIF INSTALLATION



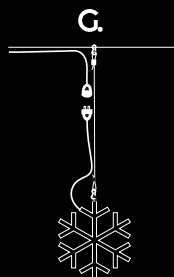
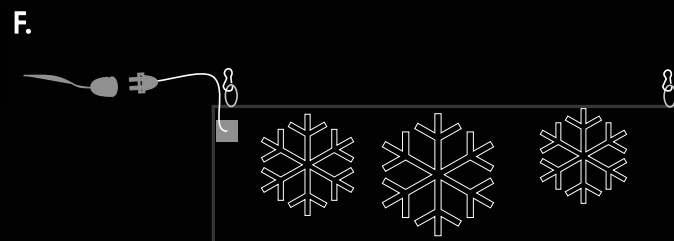
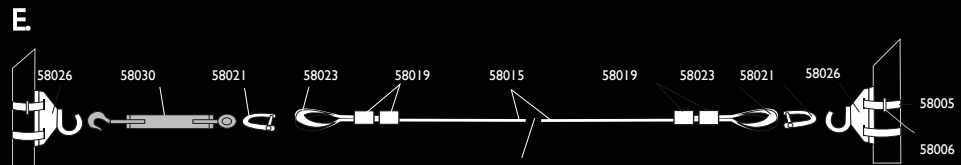
C (with screws)




D (with wire and screws)



3. STREET MOTIF INSTALLATION





The decorations include a 150-centimeter IP44 start cable; the location of the cable is shown in the Figure. If you require a longer start cable for the set of decorations or need to change the location of the cable, please let us know when placing your order. The hanging decorations are equipped with karabiners (Figure B) or a 150-centimeter fastening wire rope (Figure C). If you cannot hang the decorations low enough using the existing fastenings, use additional wire ropes (art. 58042.03; 58043.03). Other fastening accessories are not included with the product; please order all other accessories separately. Once the decorations are attached to the wire rope, fix them with a rope stop (art. 58019.50) to prevent them from sliding sideways. If the requirements for transport, assembly and storage are not observed, there is a risk of damaging the decorations. If needed, ask advice from our sales representative.



Dekoratsioonid on varustatud 150cm pikkuse IP44 startjohdmeaga, mille asukoht on näha joonistel. Kui soovite dekoratsioonile pikemat startjohet või muuta selle asukohta, palume sellest teada anda tellimuse esitamisel. Riputatavad dekoratsioonid on varustatud karabiini (joonis B) või 150cm kinnitustrossiga (joonis C). Kui olemasolev kinnitus ei võimalda dekoratsiooni riputada sobivale kõrgusele, kasutage lisatrosse (art. 58042.03; 58043.03). Muud kinnitustarvikud ei kuulu komplekti, palume need tellida eraldi. Trossile kinnitatud dekoratsioonid fikseerige külgsuunalise liikumise vältimiseks trossilukuga (art. 58019.50). Transpordi, montaaži või ladustamise mitte nõuekohasel teostamisel on oht dekoratsioone kahjustada. Vajadusel küsige nõu müügiesindajalt.



Koristeet on varustettu 150 cm pituistella IP44 start-johdolla, jonka sijainti näkyy kuvassa. Mikäli haluat koristeeseen pidemmän start-johdon tai muutta sen sijaintia, ilmoita siitä tilausta tehdessäsi. Riippukoristeet on varustettu karabiinilla (kuva B) tai 150 cm kiinnitysvaijerilla (kuva C). Ellei olemassaolevan kiinnityksen avulla ole mahdollista ripustaa koristetta riittävään korkeuteen, käytä lisävaijereita (art. 58042.03; 58043.03). Muut kiinnitystarvikkeet eivät kuulu toimitukseen, ne täytyy tilata erikseen. Vaijeriin kiinnitetty koristeet täytyy sivusuuntaisen liikkeen välttämiseksi kiinnittää vaijerilukolla (art. 58019.50). Kuljetus-, asennus- tai varastointi-ohjeiden laiminlyönti saattaa aiheuttaa koristeiden vahingoittamisen valoputkella.



Dekorācijai ir starta kabelis, 150 cm garš IP44. Novietojums redzams attēlā. Ja vajadzīgs garāks starta kabelis vai izmainīt tā pieslēguma vietu, lūdzu informēt par to veicot pasūtījumu. Piekaramās dekorācijas tiek nodrošinātas ar karabiņi (attēls B) vai stiprinājuma trosi (attēls C). Ja esošais stiprinājums neatļauj novietot dekorāciju nepieciešamajā augstumā, izmantojot papildus troses (art. 58042.03; 58043.03). Citi stiprinājuma veidi nav iekļauti komplektā. Tie jāpasūta atsevišķi. Lai izvairītos no dekorāciju slīdēšanas pa trosi, izmantojiet troses slēdzus (art. 58019.50). Neievērojot transportēšanas, montāžas un glabāšanas noteikumus dekorācijas var tikt sabojātas. Neskaitrību gadījumā vērsieties pie mūsu tirdzniecības pārstāvja.



Dekorācijas aprūpintos 150 cm ilgio IP44 pajungimo laido. Laido pajungimas pavaizduotas paveikslėliuose. Jei pageidaujate ilgesnio pajungimo laido, ar pakeisti pajungimo laido vietą, prašome informuoti mūsų prekybos atstovus. Pakabinamos dekoracijos aprūpintos karabinais (pav. B) arba tvirtinimo trosais (pav. C). Jei esamos tvirtinimo sistemos neleidžia pakabinti dekoraciją pageidaujamame aukštyje, rekomenduojame pasinaudoti papildomais trosais (art. 58042.03; 58043.03). Papildomos tvirtinimo medžiagos į komplektą neįeina ir yra užsakomos atskirai. Kabinant dekoracijas ant metalinio trosu, užfiksuokite jas trosu spynomis (art. 58019.50), kad dekoracijos neslankiotų. Atkreipkite dėmesį, kad transportavimo, montavimo ir sandėliavimo taisyklių nesilaikymas gali įtakoti dekoracijų gedimus. Esant poreikiui, kreipkitės papildomos informacijos į mūsų prekybos atstovus.



Dekorační je vybavena startovním kabelem IP44 délky 150 cm, umístění kterého je vidět na obrázku. Pokud potřebujete delší startovní kabel, nebo pokud potřebujete změnit jeho umístění na dekoraci, prosíme o to informovat naše prodejce při objednávání. Visící dekorace jsou vybaveny karabínou (obrázek B) nebo kabelem pro zavěšení (obrázek C). Pokud stávající upevnění nestačí k zavěšení dekorace na požadovanou výšku - použijte doplňkové trosy (art. 58042.03; 58043.03). Další krepážní výrobky nejsou součástí sady, je třeba je objednat zvlášť. Dekorace, které jsou připevněny ke trosu, upevněte trosovými zámkami (art. 58019.50) pro zabránění podélnému pohybu dekorace po trosu. Při nesoblení pravidel přepravy, montáže nebo skladování je nebezpečí poškození dekorací.




Dekorationerna har en 150 cm IP44 startkabel, se montagebild. Fabriken kan även ändra kabellängd och placering av kabel utifrån era förutsättningar. Ange aktuella ändringar till Helgbutiken i samband med Er beställning. LED dekorationerna är försedda med karbiner (Figur B) eller en 150 cm lång fäst vajer (Figur C). Om Ni behöver längre stål vajrar finns två längder på förlängningsvajrar (art. 58042.03, 150 cm; 58043.03, 300 cm). För ytterligare tillbehör för infästning, se montage av dekorationer eller kontakta Helgbutiken. Använd art 58019.50 för att förhindra att dekorationerna glider i sidled i de tillämpningar där de hänger från horisontell vajer. Var noggrann med att beakta nödvändiga försiktighetsåtgärder vid transport, montering och lagring så att skador inte uppstår. Välkomna att kontakta Helgbutiken vid frågor rörande försiktighetsåtgärder.



Artificial Christmas Trees and Garlands





DIOARA 160






93510.41

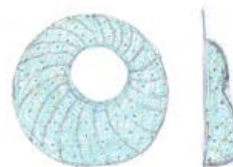
-  160 x 30 cm
-  230V 25W
-  280
-  20,0 kg
-  
-   
-  



VALENTINA 160

93500.42

-  160 x 30 cm
-  230V 24W
-  80
-  18,0 kg
-  
-   



Artificial Christmas Trees and Garlands



OLYMPIA 400

92941.04

400 x 160 cm
100,0 kg
1220 tips
61 branch

OLYMPIA 600

92945.04

600 x 240 cm
200,0 kg
3480 tips
173 branch

OLYMPIA 800

92949.04

800 x 320 cm
500,0 kg
7200 tips
360 branch

OLYMPIA 1000

92953.04

1000 x 400 cm
1000,0 kg
12380 tips
619 branch

OLYMPIA 1200

92957.04

1200 x 480 cm
1200,0 kg
18980 tips
948 branch

OLYMPIA 1400

92961.04

1400 x 560 cm
1600,0 kg
26980 tips
1349 branch

OLYMPIA 1600

92965.04

1600 x 640 cm
2100,0 kg
36480 tips
1824 branch

OLYMPIA 1800

92969.04

1800 x 720 cm
2700,0 kg
47420 tips
2371 branch



The artificial fir trees on metal frames are intended for both indoor and outdoor use. Outdoors, the tree must not be installed without anchors or additional weights. The anchors and additional weights are not included in the set. For more information about installing the fir trees, ask our sales representative. Along with the products shown in the catalogue, we offer fir trees in various other sizes. For more information, contact the sales representative or see the price list.



Metallraamil tehiskused on mõeldud kasutamiseks sise- ja välitingimustes. Välitingimustes ei tohi kuuske paigaldada ilma ankrute või lisaraskuteta. Ankrud ega lisaraskused ei kuulu toote komplekti. Lisainfot kuuse kinnitamise kohta küsige meie müügiesindajalt. Lisaks kataloogis näidatud toodetele pakume veel mitmeid erineva suurusega kuuski. Küsige sellekohast infot müügiesindajalt või vaadake hinnakirjast.



Metallkehyksiset tekokuuset soveltuvat sisä- ja ulkokäyttöön. Ulko-olosuhteissa kuusta ei saa asentaa ilman ankkurointia tai lisäpainoa. Ankkurit ja lisäpainot eivät kuulu toimitukseen. Lisätietoa kuusen kiinnityksestä saat myyntiedustajaltamme. Kuvastotuotteiden lisäksi tarjoamme monia erikokoisia kuusia. Kysy lisätietoa myyntiedustajaltamme tai katso hinnastostamme.



Mākslīgās eglēs paredzētas gan telpām, gan ārpus tām. Ārpus telpām egli uzstādot jāizmanto enguri vai papildus jānostiprina. Ankuri un papildus stiprinājumi nav ietverti komplektā. Egļei iespējami arī citi izmēri. Papildus informācija pie uzņēmuma pārstāvjiem.



Dirbtinē metalinio karkaso Kalēdų eglės tinkamos naudoti tiek viduje, tiek lauke. Tačiau lauko sąlygomis šios Kalēdų eglės turi būti įtvirtinamos (ankeruojamos) arba sutvirtinamos papildomų svorių pagalba. Ankeriai ar papildomi svoriai į komplektą neįeina. Daugiau informacijos apie dirbtinių eglių montavimą Jums suteiks mūsų prekybos atstovai. Kataloge nurodytos ne visų įmanomų matmenų dirbtinės Kalēdų eglės. Jei pageidaujate platesnio asortimento, kreipkitės į mūsų prekybos atstovus.



Konstgranarna på metallram är avsedda för både inomhus och utomhus bruk. Vid utomhus bruk bör granen ej installeras utan ankare eller extratyngder. Varken ankare eller extratyngder ingår. Kontakta Helgbutiken för frågor om förankring. Alla storlekar och modeller på julgranar finns inte i katalogen. Kontakta Helgbutiken för andra modeller och storlekar.



Искусственные ели на металлической раме предназначены для использования как в уличных, так и внутренних условиях. В уличных условиях ель запрещено устанавливать без якорей или дополнительных грузов. Якори и дополнительные грузы не входят в комплект. Дополнительная информация по установке ели - у наших торговых представителей. В дополнении к представленным в каталоге елям предлагаем ели других размеров. Спрашивайте у торговых представителей или сверьтесь с прайс-листом.

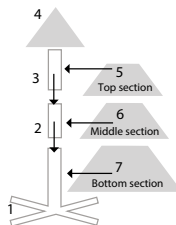


COLORADO 500

92501.04

↳ 500 x 235 cm

⚖ 125 kg



ADAM (CLASSIC)

92190.04

↳ 190 x 120 cm

⚖ 5,5 kg



ADAM (WHITE)

92190.02

↳ 190 x 120 cm

⚖ 5,5 kg



ADAM (RED)

92250.02

↳ 250 x 160 cm

⚖ 8,5 kg



ADAM (CLASSIC)

92250.04

↳ 250 x 160 cm

⚖ 8,5 kg



ADAM (CLASSIC)

92300.04

↳ 300 x 190 cm

⚖ 13,0 kg



ADAM (WHITE)

92300.02

↳ 300 x 230 cm

⚖ 13,0 kg



ADAM (CLASSIC)

92360.04

↳ 360 x 230 cm

⚖ 18,5 kg



ADAM (RED)

92180.05

↳ 180 x 110 cm

⚖ 5,0 kg





CONE-SHAPED FIR (Classic)

94112.04

120 x 40 cm
7,9 kg



94130.04

300 x 110 cm
34,0 kg



CONE-SHAPED FIR (White)

94112.02

120 x 40 cm
7,9 kg



94130.02

300 x 110 cm
34,0 kg



94115.04

150 x 55 cm
12,8 kg



94140.04

400 x 140 cm
80,0 kg



94115.02

150 x 55 cm
12,8 kg



94140.02

400 x 140 cm
80,0 kg



94120.04

200 x 70 cm
22,3 kg



94120.02

200 x 70 cm
22,3 kg



Artificial Christmas Trees and Garlands



DRAPING GARLANDS

91500.04

↑ 500 cm
 ⚖ 5,2 kg
 ❄️ 830 tips

91500.02

↑ 500 cm
 ⚖ 5,2 kg
 ❄️ 830 tips

91400.04

↑ 400 cm
 ⚖ 4,8 kg
 ❄️ 636 tips

91400.02

↑ 400 cm
 ⚖ 4,8 kg
 ❄️ 636 tips

91270.04

↑ 270 cm
 ⚖ 2,8 kg
 ❄️ 360 tips

91270.02

↑ 270 cm
 ⚖ 2,8 kg
 ❄️ 360 tips

DRAPING GARLANDS WITH HANGING ORNAMENT

91510.04

↑ 70+500+70 cm
 ⚖ 6,7 kg
 ❄️ 1030 tips

91510.02

↑ 70+500+70 cm
 ⚖ 6,7 kg
 ❄️ 1030 tips

91410.04

↑ 70+400+70 cm
 ⚖ 6,3 kg
 ❄️ 836 tips

91410.02

↑ 70+400+70 cm
 ⚖ 6,3 kg
 ❄️ 836 tips

91280.04

↑ 40+280+40 cm
 ⚖ 3,4 kg
 ❄️ 480 tips

91280.02

↑ 40+280+40 cm
 ⚖ 3,4 kg
 ❄️ 480 tips



GARLANDS

91945.04

↑ 45 x 270 cm

⚖ 4,0 kg

🌲 540 tips

91924.04

↑ 24 x 270 cm

⚖ 1,7 kg

🌲 270 tips

91945.02

↑ 45 x 270 cm

⚖ 4,0 kg

🌲 540 tips

91924.02

↑ 24 x 270 cm

⚖ 1,7 kg

🌲 270 tips

91935.04

↑ 35 x 270 cm

⚖ 2,8 kg

🌲 400 tips

91918.04

↑ 18 x 270 cm

⚖ 1,2 kg

🌲 216 tips

91935.02

↑ 35 x 270 cm

⚖ 2,8 kg

🌲 400 tips

91918.02

↑ 18 x 270 cm

⚖ 1,2 kg

🌲 216 tips

91930.04

↑ 30 x 270 cm

⚖ 2,2 kg

🌲 372 tips

91930.02


↑ 30 x 270 cm

⚖ 2,2 kg

🌲 372 tips



Classic Ball with Carpet



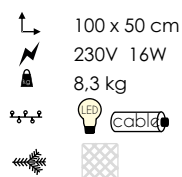
MOONLIGHT 30

84861.22



MOONLIGHT 50

84862.22



MOONLIGHT 60

84811.22




MOONLIGHT 100


84812.22




84861.41




84862.41




84811.41



84812.41




84861.55



84862.55



84811.55



84812.55





BELL

93640.04

50 x 45cm

2,5 kg



BALL

93815.04

15 cm

0,4 kg



93850.04

50 cm

5,5 kg



WREATH

93035.04

35 cm

0,3 kg



93075.04

75 cm

1,9 kg



93825.04

25 cm

1,1 kg



93875.04

75 cm


10,0 kg



93040.04

40 cm

0,5 kg



93100.04

100 cm

3,0 kg



93840.04

40 cm

4,0 kg



93050.04

50 cm

0,7 kg



93160.04

160 cm

12,0 kg







OLIVIA 480
75840.24

- 470 x 300 cm
- 230V 27,6W
- 360
- 66,0 kg
-
-

75840.22

-
-

OLIVIA 470
75840.04

- 470 x 300 cm
-
-
- 61,0 kg
-

75840.02

-

OLIVIA 190
75800.24

- 250 x 180 cm
- 230V 18,4W
- 240
- 30,0 kg
-
-

75800.22

-
-

OLIVIA 180
75800.04

- 250 x 180 cm
-
-
- 27,0 kg
-

75800.02

-

DMX LED Freedom of design

Adam Decolight's Innovative Product Line represents many of today's technically most advanced light design solutions. Recent years we have been developing products that are based on RGB LED Curtainlights. These are LED matrixes which are controlled through DMX signal. The ability to control the brightness and rhythm of every little LED lamp in a larger product, has given us the ability to create visual animations on surfaces never imagined before. The animations on the products vary from color changing effects to video and text displays.

Possible areas of use

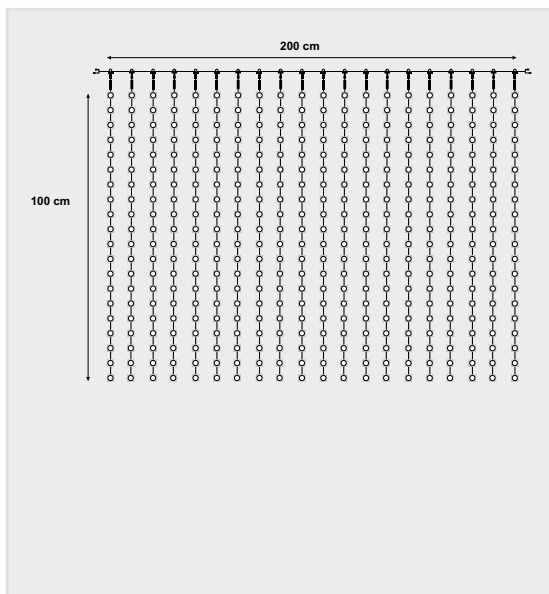
- Creating special 3D compositions, which can be controlled through DMX
- Animating building facades
- Covering surfaces, making them a part of the light design
- Using as a billboard or a sign, where the viewing distances are long

Controlling options

- Autonomous – A simple SD card with animation files is inserted into the controller
- Multi-product system – Several products are controlled to act as one show (wireless)
- Live play – a communication line goes from a computer to the product's controller
- Preprogrammed – The computer on site is programmed to initiate effects on time
- Remote – The computer on site is controlled over the internet anywhere in the world

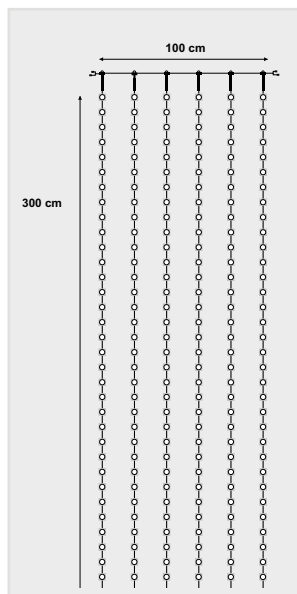


DMX LED CURTAINLIGHT (Full Color)



S48304.00

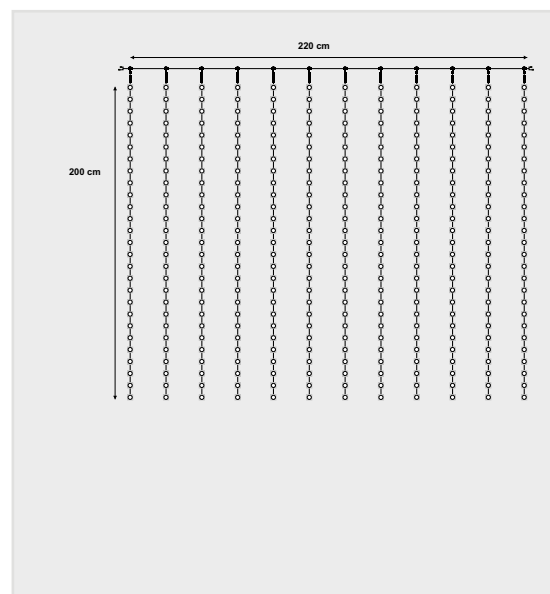
- 20x20 pixel / 20x20 LED
- 20
- 230 / 7,5V 180W
- RGB



S48360.00

- 6x12 pixel / 6x36 LED
- 6
- 230/12V 52W
- RGB

DMX LED CURTAINLIGHT (Single Color)



S48370.01

- 12x9 pixel / 12x27 LED
- 12
- 230 / 12V 26W




DMX LED CURTAINLIGHT ACCESSORIES



DMX Controller
(LAN+SD card)

\$29253.71

⚡ 230V
8 output, each output drives max. 512 pixels.
Controllable over LAN



Power Supply

\$29012.81

⚡ AC/DC 230V / 7,5 - 24V 300W



DMX Controller
(SD card only)

\$29251.02

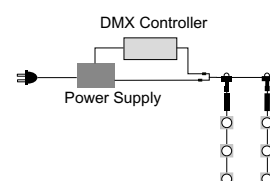
⚡ 230V / 5 - 15V
1 output drives max. 1024 pixels



Waterproof box


\$29000.81

↗ 30 x 19 x 9 cm

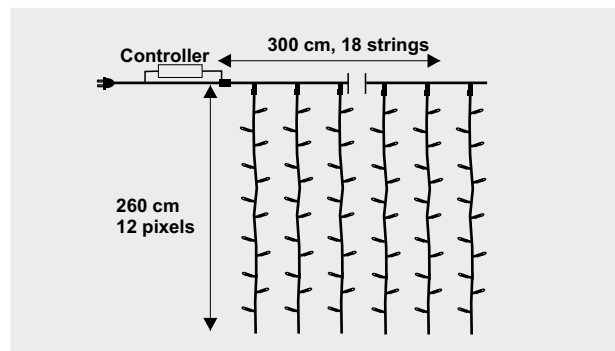
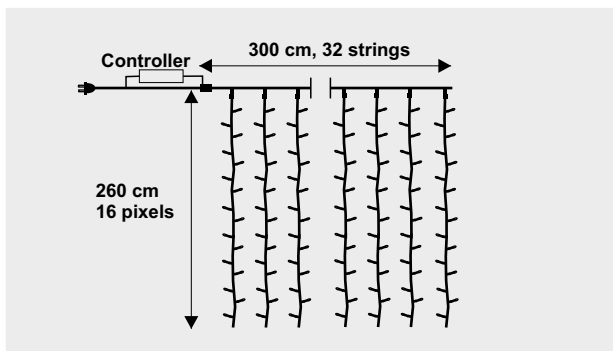


Drawing: connecting the power supply and controller to the product.

DMX LED Curtainlight



I-JOYLIGHT 



S49118.00

-  260 x 300 cm
-  18 x 12 pixel
-  18
-  230V/12V
-  Outdoor
-  RGB

S49132.00

-  260 x 300 cm
-  32 x 16 pixel
-  32
-  230V/12V
-  Outdoor
-  RGB







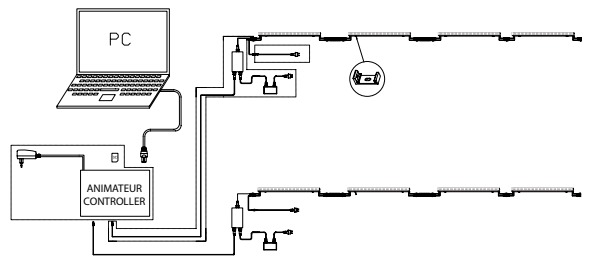
DMX LED Curtainlight



I-LED H BAR 



-  100 x 10 x 10 cm
-  16 pixel / 144LED (per one bar)
-  62,5mm
-  230V
-  Outdoor
-  RGB Nichia LED



DMX controlled Products are offered on a project basis. Please contact us to work out a suitable solution for you.

LED Screens







LED screens are becoming more and more popular all over the world. Since Adam Decolight knows it's way around with LEDs and metal structures, we have made it our priority to get to know the LED screens well. We have set up outdoor screens as well as indoor screens. We have been part of designing and building metal constructions for the screens to be mounted on streets and also worked with architects to integrate the screens into a newly built houses. As always we will take the project as a whole: starting with the visualizations of the different sized screens on your location and finishing with the complete working system ready to fill the demands of the client.

LED screens are sold as a complete project. So we encourage you to contact us with your request so we can find the right solution for your project. The LED modules shown in our catalogue use Epistar LEDs, Outdoor modules have an IP rating of 65 and perform well even in the worst weather conditions. But there are many variables when it comes to choosing an LED screen. Contact us and together we can find the right product for you.



Indoor LED Screen







S00801.00IN

-  97,6 x 73,2 x 18,5 cm (cabinet size)
-  230V, average: 400W/sqm
-  60 kg/sqm
-  128 x 96 pixels, SMD 3528 LED
-  7,62mm pixel pitch
-  front: Ip20 - Indoor Display









Outdoor LED Screen







S02001.00

-  128 x 96 x 14,5 cm (cabinet size)
-  230V, average: 400W/sqm
-  45 kg/sqm
-  64 x 48 pixels, 1R1G1B LED
-  20mm pixel pitch
-  front: IP65, back: IP54

S01601.00

-  102,4 x 102,4 x 18,5 cm (cabinet size)
-  230V, average: 400W/sqm
-  45 kg/sqm
-  64 x 64 pixels, 2R1G1B LED
-  physical 1,6mm, virtual 8mm pixel pitch
-  front: IP65, back: IP54

S01001.00


-  96 x 96 x 18,5 cm (cabinet size)
-  230V, average: 400W/sqm
-  60 kg/sqm
-  96 x 96 pixels, 1R1G1B LED
-  10mm pixel pitch
-  front: IP65, back: IP54

Architectural Lighting Gobo Projectors

Adam Decolight's Innovative Product Line features a technology originated from theatre lighting. Profile spotlights or in other words projectors, which are specially developed for outdoor use. The projectors can project any kind of visual still images onto different surfaces. Main article being Building Facade Light Design. Very high light output discharge lamps grant a crisp image, which will stand out in the cityspace as something interesting.

The image is projected by focusing light through a glass, which has an image printed on it. This piece of glass is called a gobo. By replacing gobo effects, you can replace the whole light design. Designing and producing new gobo effects is very economical way for renewing a light design.

*A line of moving effects is also available (water and fire effect, gently falling snow, stars or notes etc.)



GOBO PROJECTOR

S30001.71

13 x 24 x 48cm

230V 575W

15 kg

Lamp output: 6000 ANSilumens

Lamp type: Discharge lamp

Lamp life: 2000h / 6000h

S30005.71

21 x 32 x 48cm

230V 1500W

28 kg

Brightness: 40 000 lumens

Lamp type: Discharge lamp

Lamp life: 750h



PROJECTOR ACCESSORIES

S30090.71 Rain Cover

S30091.71 Pole/Wall Bracket

S30092.71 Prism

S30093.71 Shaper

S30094.71 Gobo Rotator

S30095.71 Color Changer



LENSES

S30100.00 Extreme Wideangle Lens 35 mm

S30101.00 Wideangle Lens 60-45 mm

S30102.00 Photographic Lens 100-60 mm

S30103.00 Zoom Tele Lens 230-100 mm

S30104.00 Zoom Tele Lens 300-150 mm

S30105.00 Extreme Tele Lens 500 mm



MOVING EFFECTS

- S30270.00 Fire Effect
- S30271.00 Water Effect
- S30272.00 Falling Snow Effect
- S30273.00 Falling Stars Effect
- S30274.00 Falling Classic Stars Effect on Coloured Background
- S30275.00 Falling Stars and Big Snowfleaks Effect
- S30276.00 Falling Snowfleaks Stars and Wishes Effect on Coloured Background
- S30277.00 Falling Greetings in All Languages Effect on Coloured Background
- S30278.00 Moving Up Musical Notes Effect
- S30279.00 Moving Hearts Effect
- S30280.00 Glitter Effect

CUSTOM GOBOS

- S30200.00 Custom Gobo B/W (or one color)
- S30210.00 Custom Gobo Grayscale
- S30220.00 Custom Gobo 2-color
- S30230.00 Custom Gobo 3-color
- S30240.00 Custom Gobo Full Color
- S30250.00 Custom Effect Wheel
(Blue or Red Background)

Architectural Lighting LED Wallwashers

Every building with an outstanding architecture should have a carefully planned light design to bring aesthetics into the long evenings of the city space. Many architects already plan the lighting from the start, but it is also possible to do it afterwards.

We design and carry out the lighting plot for your house or garden so it would be a whole with the general architectural idea.

A lighting equipment usually needs periodic maintenance because of blown light bulbs. We use Wallwashers which benefit substantially from the increased maintenance free time of LED technology. Also it is a well known fact that LED lighting is very energy efficient.



PANEL TYPE WALLWASHER

\$26100.00

- 💡 36 LED
- ↔ 33 x 15 x 22cm
- ⚡ 230V / 24V 40W
- ⚖ 3,9 kg
- 💡 RGB LED

Light angle: 45°

* Power supply included

** Controllable over DMX signal



BAR TYPE WALLWASHER

\$26120.00

- 💡 24 LED
- ↔ 80cm
- ⚡ 230V 40W
- ⚖ 2,2 kg
- 💡 RGB LED

Light angle: 45°

* Power supply included

** Controllable over DMX signal





MONOCHROME WALLWASHER

\$26140.02

- 💡 1 LED
- ↔ 11 x 9 x 9cm
- ⚡ 230V 7,6W
- 💡 Monochrome LED

\$26130.01

- ⚡ 230V 24V
- ↔ 9,0 x 5,0 x 3,0cm
- *powers 5 wallwashers max



NARROW BEAM WALLWASHER

S26131.01

- ⚡ 230V 3W
- ↙ 10,0 x 7,0 x 7,0cm
- 💡 LED

S26131.02

- 💡 LED



WALLWASHER (WITH PHILIPS LUMILEDS) **Made in EU

S26161.01

- ⚡ 230V 16W
- ⏏ 67
- ↙ 20,8 x 16,0 x 7,6cm
- 💡 LED

S26163.01

- ⚡ 230V 20W

S26164.01

- ⚡ 230V 34W

S26166.01

- ⚡ 230V 52W

NEW!


LED Street Light (with Philips Lumileds)

**Made in EU



S26193.01

- ⚡ 230V 99W
- ⏏ 66
- ↙ 76,0 x 32,0 x 10,4 cm
- 💡 LED



S26190.01

- ⚡ 230V 55W
- ⏏ 66
- ↙ 40,6 x 22,8 x 5,8cm
- 💡 LED

*Different color and light angle LEDs available on request



Architectural Lighting LED Strip

Adam Decolight's product line has featured different ropelights for years. Now we are also offering possibilities to illuminate your indoor or outdoor project with LED Strips. LED Strip is basically ropelight with powerful SMD LEDs, which makes it similar to product like wallwashers (brightness wise). The models with high number of LEDs give enough light to illuminate a room or a facade. We can produce and install LED Strips with various colors light outputs and also voltages. 12V LED Strips have RGB versions with various ways of controlling the light-show. While 12V LED Strips are already known in the market, the 230V SMD LED Strip is relatively new. We have tested 230V products with good results. You can have a strip with a length of up to 30m, which is powered only from one starting cable.



LED Strip 12V



S43120.02

- 0,8 x 0,235 cm
- 12V 4,8W/m
- 5 m
- 5 cm
- 1,66 cm
- IP20
- SMD 3528



S43380.02

- 1 x 0,4 cm
- 12V 14,4W/m
- 5 m
- 5 cm
- 1,66 cm
- IP67
- SMD 5050



S43380.00

- 1 x 0,4 cm
- 12V 14,4W/m
- 5 m
- 5 cm
- 1,66 cm
- IP67
- SMD 5060 RGB LED

Products with different light output and colours available upon request.

POWER SUPPLY


S43080.02



- 19 x 5,2 x 3,7 cm
- 230V / 12V / 100W
- IP67



LED Strip 230V



S43570.02

	1,25 x 0,75 cm
	230V 13W/m
	8,2 kg/roll
	30 m
	100 cm
	1,66 cm
	IP65
	SMD 5050 LED

Products with different light output and colours available upon request.

STARTING CABLE

S43800.71

LED Strip installation

There are many ways of installing the Strip products. For example, they can be glued on plain surfaces. You need to have a perfect final outcome even when looked close up (for example interior design)? We can offer an extensive line of aluminum profiles, which include a lens in front of them. Contact us to realize your project in the best possible way.



Aluminum profiles come in different shape, size and color. Contact us to find the best solution.

HEAD OFFICE

ESTONIA
(and non-listed countries)
ADAM Bd AS
Männiku tee 101, Tallinn, 11215
E-mail: adam@adam.ee
Tel. (372) 6 501 830
Fax: (372) 6 501 831
www.adam.ee

DISTRIBUTORS

DENMARK
Tradelight ApS
Kornstykket 5
2791 Dragør
Denmark
Tel: +(45) 70 25 58 00
www.adamdecolight.dk

LATVIA
Adam Decolight Latvia
Zemitāna iela 6, Riga, LV-1012
Tel. (371) 672 99 094
Fax: (371) 672 99 095
E-mail: adam@adam.lv
www.adam.lv

LITHUANIA
ADAM Decolight UAB
Lukšio 1, Vilnius, LT-08221
Tel. (370) 5 269 7763
Fax: (370) 5 269 7763
E-mail: info@adam.lt
www.adam.lt

SWEDEN
Helgbutiken
City Office in WTC AB
World Trade Center
Box 70396
10724 Stockholm
Tel. +46 8506 36208
E-mail: info@helgbutiken.se
www.helgbutiken.se

RUSSIA (St.Petersburg)
LLC Shishi
Zaosernaya 10, St. Petersburg
196084
Tel. +7(812) 325 08 32
Fax: +7(812) 325 51 36
E-mail: info@adamdecolight.ru
www.adamdecolight.ru

